



SMART HOME
READY



APP
CONTROL



WIRELESS
REMOTE



TOUCH
CONTROL

DRESDEN MOTORIZED System

DRESDEN 1 1/8" Motorized Sets
FOREST SHUTTLE Motor Specifications
FOREST Motor Controls Roadmap

THE WORLD
BEHIND
YOUR
DRAPERIES



FOREST DRESDEN MOTORIZED SYSTEM



Scan for more information on
FOREST DRESDEN MOTORIZED



DRESDEN 1 1/8" MOTORIZED

- 1 1/8" motorized system best suited for light to medium weight draperies.
- Rail can be bent or curved. An actual size template is required. Polished chrome cannot be bent or curved.
- Wall or ceiling mount. See bracket count below.

0-5' = 2 brackets	11-15' = 4 brackets
6-10' = 3 brackets	16-20' = 5 brackets
- Motorize with any Forest Shuttle. See all motor specifications on the following pages. All Forest Shuttle motors include a 10 year warranty.
- Control drapes with a gentle tug, wall switch, remote, any home automation system or by smart phone app. See control options on the following pages.

ASSEMBLED SYSTEM

Includes rail, motor, power supply, motor pulley, return pulley, single wall brackets, carriers, masters, and Diamond remote or wall switch. Finials are optional and should be ordered separately.

See all motor specifications on the following pages.

DRESDEN FINISHES XX = finish color



22
Polished
Chrome



26
Brushed
Gold

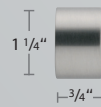


29
Satin
Nickel




59
Black


DRESDEN MOTORIZED FINIALS - OPTIONAL




B124028-XX
End Cap Finial



B690-XX
Pescara Finial



B3362-XX
Alassio Finial




B650-22, 29, 59
Verona Finial



B610-XX
Napoli Finial


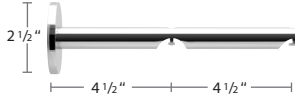
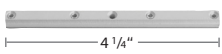


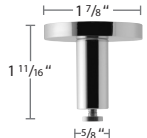

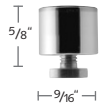

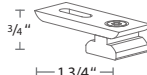


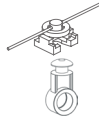





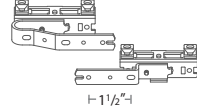

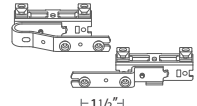

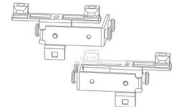


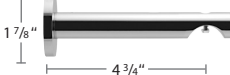


B660-22, 24, 29, 70
Roma Finial



B3389-100
Ardea Finial
B3389/1-XX
Socket for Ardea Finial

FOREST DRESDEN MOTORIZED SYSTEM

DRESDEN	COMPONENT	DRESDEN	COMPONENT
•	 <p>B809-28-XX 1 1/8" Aluminum Rail 19' 7"</p>	•	 <p>B11672-220-XX Double Bracket</p>
•	 <p>B899-4-00 Rail Connector</p>	•	 <p>B11670-V-XX Adjustable Wall Bracket</p>
•	 <p>B11679-L-XX B11679-R-XX Forest Shuttle Motor Pulley</p>	•	 <p>B11873-50-XX Ceiling Bracket</p>
•	 <p>B11699-L-XX B11699-R-XX Somfy Motor Pulley</p>	•	 <p>B11873-15-XX Ceiling Bracket 5/8" Projection</p>
•	 <p>B11669-L-XX B11669-R-XX Lutron Motor Pulley</p>	•	 <p>53408-22,24,29,59 Flush Ceiling Bracket Cannot use finials with this bracket</p>
•	 <p>B21679-L-22,29,59 B21679-R-22,29,59 Rollease Versa/Coulisse Motion Blinds Motor Pulley, offset</p>	•	<p>Two Piece Connected Snap Carrier w/ Square Base, in plastic sleeve. Use 1 1/4" snap tape</p>
•	 <p>B21779-L-22,29,59 B21779-R-22,29,59 Rollease Versa/Coulisse Motion Blinds Motor Pulley, in-line</p>	•	 <p>2114-25, 59 black 60% fullness, 2 5/8" OC 2111-25, 65 brown, 90 grey 80% fullness, 2 3/8" OC 2112-25, 59 black 100% fullness, 2 1/8" OC 2115-25, 59 black 120% fullness, 1 7/8" OC</p>
•	 <p>B11659-L-22,29,59 B11659-R-22,29,59 Rollease Legacy Motor Pulley</p>	•	 <p>52008-25 Slim Line Klick Carrier Draperies hang to conceal track</p>
•	 <p>B11683-L-XX B11683-R-XX Standard Return Pulley</p>	•	 <p>52009-25 Ball Bearing Carrier for motorization</p>
•	 <p>B11683-41-XX Short Return Pulley for one-way draw</p>	•	 <p>52508-25 Overlap R 52509-25 Underlap L Belt Master Carrier</p>
•	 <p>B122028-XX Inside Mount Bracket</p>	•	 <p>52508-25A Overlap R 52509-25A Underlap L Belt Master Carrier with snaps</p>
•	 <p>9012-25 Transport Belt Kevlar reinforced</p>	•	 <p>52410-25 Butt Right 52409-25 Butt Left 59 black +10% Butt Master Carrier with snaps</p>
•	 <p>52512-25 white 59 black +10% Transport Belt Connector</p>	•	 <p>2552-25 6" Extension Arm for master Use w/ two one-way draw</p>
•	 <p>B11670-120-XX Single Bracket</p>	•	

FOREST DRESDEN MOTORIZED SYSTEM


WEAR RESISTANT PULLEY HOUSING

For low wear operation the pulley housing has been equipped with high quality ball bearings.



REINFORCED BELT


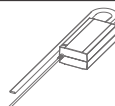




The Kevlar reinforced belt runs quietly and has superior longevity.


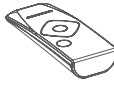






FOREST SHUTTLE MOTORS

- Touch Impulse Technology opens or closes drapes with a gentle tug.
- Integrated emergency control insures manual operation of the drapery in case of power failure.
- Choose the Forest Shuttle Eco for lightweight fabrics.
- Choose the Forest Shuttle HD for strength and an economical price.
- All Forest Shuttle drapery motors come with a 10-year warranty.




DRESDEN	COMPONENT
• 	52925-25 Shuttle HD (M) 52925-59 Shuttle HD (M) black 52939-25 Shuttle Eco (S) See motor specs on pages 93-94
• 	52928-25 Power Cord, 7' 6" 52934-25 Power Cord, 16' includes 24 volt power supply
• 	52926-25 Shuttle iOn Includes battery pack. Order charging cable below separately, 52924-59. See motor specs on pages 93-94
• 	52924-59 Battery Charger Charges battery included with Shuttle iOn motor above, 52926-25.
• 	52949-25 Battery Pack Additional battery pack for Shuttle iOn motor
• 	52933-25 white 59 black Forest Wall Switch 2 channel

DRESDEN	COMPONENT
• 	52931-25D white 59D black Diamond Sense Remote RF, 15 channel w/ holder, range 98'
• <i>COMING SOON!</i> 	52960-25 white 59 black EasyTouch Remote RF 6 channel
• 	52948-25 59 black Wi-Fi Dongle For voice and app control over wi-fi. Provides feedback (bi-directional). Use with Shuttles HD and Eco.
• 	52955-25 Bond Bridge Pro For voice and app control over RF. Easily pair using the Forest remote. Controls all of your devices in one hub.
• 	52945-25 white Sidekick Gen 3 Remote Works with or without Bond Bridge Pro. 1-5 channels



COMPLETELY CLOSED DRAPERIES USING OVERLAP MASTERS

The overlap master carrier guarantees a complete 3" overlap of the draperies. Extended arms available.





RETURN PULLEY

The return pulley is made of a special plastic and uses a bearing which allows ultra-smooth operation.





SELECT YOUR INDIVIDUAL FINIAL

Our decorative finials offer a variety of design options.



HIGH-GRADE ALUMINUM:

1 1/8" rails are available in the finishes below.

- Polished Chrome - 22 
- Brushed Gold - 26 
- Satin Nickel - 29 
- Black - 59 

SHUTTLE® MOTOR COMPARISON CHART



SHUTTLE® HD (M)

SHUTTLE® ECO (S)




SPECIFICATIONS

FEATURES

VOLTAGE SHUTTLE	24V DC	24V DC
RECEIVER	Internal, optional	Internal
POWER SUPPLY	External, 100-240V AC - 1.5A, 50-60Hz; Output 24V DC - 2.7A	External, 100-240V AC - 0.8A, 50-60Hz; Output 24V DC - 2.5A
MAX POWER	65W	40W
TORQUE	1.5 Nm	1.0 Nm
TRAVEL SPEED	5.5" per second standard 7" per second maximum	5.5" per second standard 7" per second maximum
NOISE LEVEL	< 40 dB(A)	< 40 dB(A)
MAXIMUM WEIGHT	160 lbs per motor 120 lbs per motor - curved track	100 lbs per motor 90 lbs per motor - curved track
DIMENSIONS	2.76" x 1.97" x 9.5"	2.76" x 1.97" x 7.5"
CERTIFICATIONS/MARKINGS	CE/FCC/DOE	CE/FCC/DOE
COLOR OPTIONS	White / Black	White
TOUCH CONTROL TECHNOLOGY	✓	✓
INTEGRATED EMERGENCY CONTROL	✓	✓
RF COMMUNICATION STANDARD	✓	✓
Z-WAVE COMMUNICATION	-	-
AUTOMATION SYSTEM COMPATIBLE	✓ using RS485 & dry contacts	✓ using RS485 & dry contacts
WI-FI COMPATIBLE	✓	✓
WORKS WITH DS-XL LED DIMMER	✓	✓
WORKS WITH WIRELESS CONNECTOR	✓	✓
CAN BE USED WITH CURVED TRACK	✓	✓
PLUG & PLAY	✓	✓
WARRANTY	10 Years	10 Years

SHUTTLE® MOTOR COMPARISON CHART



**SMART HOME
READY**



**APP
CONTROL**



**WIRELESS
REMOTE**



**TOUCH
CONTROL**

SHUTTLE® iOn



Our wide variety of control options make finding a fit for your windows easy – controlling the drapes by hand, wall switch, remote or even by home automation system.

SPECIFICATIONS

VOLTAGE SHUTTLE RECEIVER	14.8V DC Internal
BATTERY	Lithium iOn battery + charger (3-4 months between charges)
MAX POWER	30W
TORQUE	1.0 Nm
TRAVEL SPEED	5.5" per second standard
NOISE LEVEL	< 40 dB(A)
MAXIMUM WEIGHT	55 lbs per motor 40 lbs per motor - curved track
DIMENSIONS	2" x 3" x 12.25"
CERTIFICATIONS/MARKINGS	CE/FCC/DOE
COLOR OPTIONS	White

FEATURES

TOUCH CONTROL TECHNOLOGY	✓
INTEGRATED EMERGENCY CONTROL	✓
RF COMMUNICATION STANDARD	✓
Z-WAVE COMMUNICATION	-
AUTOMATION SYSTEM COMPATIBLE	✓ using RS485 & dry contacts
WI-FI COMPATIBLE	✓
WORKS WITH DS-XL LED DIMMER	✓
WORKS WITH WIRELESS CONNECTOR	✓
CAN BE USED WITH CURVED TRACK	✓
PLUG & PLAY	✓
WARRANTY	10 Years on motor 2 years on battery pack



TOUCH CONTROL

Open or close your drapes with a gentle tug.



FOREST WALL SWITCH

2-channel wall switch, wireless. Can be used with all Forest Shuttle motors.



FOREST DIAMOND SENSE REMOTE

15-channel remote controls up to 15 motors individually and together, with a timer or manually. Range up to 98 feet. Wall mounted holder included.



BOND BRIDGE PRO

With the Bond Bridge Pro, easily pair your Forest remote and get app control for Forest motorized window coverings and other devices all in one place.



SIDEKICK GEN 3 REMOTE

5- or 1-channel remote control. Pairs directly with drapery motor. Use with Bond Bridge Pro or without. Estimated 10-year battery life.

FOR ADDITIONAL CONTROL OPTIONS, SEE THE ROADMAP ON THE FOLLOWING PAGES.

FOREST MOTOR CONTROLS ROADMAP

HOW DO YOU WANT TO CONTROL YOUR DRAPERY?



Wall Switch, Diamond Remote,
Easy Touch Remote,
and Sidekick Gen 3

RF

- Shuttle
 - S M iOn
- Wall Switch
- Diamond Sense Remote
- Easy Touch Remote
- Sidekick Gen 3



Voice and App Control
local and remote

With feedback

WiFi

Connect using Forest WiFi Dongle



Integrations



Integrations
when cloud services are present



- Shuttle
 - S M iOn
- Wall Switch
- Diamond Sense Remote
- Easy Touch Remote
- WiFi Dongle

Without feedback

RF

Connect using Bond Bridge Pro



Integrations



- Shuttle
 - S M iOn
- Wall Switch
- Diamond Sense Remote
- Easy Touch Remote
- Bond Bridge Pro
- Sidekick Gen 3

FOREST MOTOR CONTROLS ROADMAP



Wired Building Automation System

we advise you work with an installation specialist

With feedback

Without feedback

RS485

Dry Contact

Integrations

Control4

CRESTRON

SAVANT

RTI

and others

Integrations

Control4

CRESTRON

SAVANT

LUTRON

and others

- Shuttle
 - S M iOn
- Wall Switch
- Diamond Sense Remote
- Easy Touch Remote
- RS485 Port

- Shuttle
 - S M iOn
- Wall Switch
- Diamond Sense Remote
- Easy Touch Remote
- RS485 Port



Check out How To videos on the FOREST YOUTUBE CHANNEL.