



SMART HOME
READY



APP
CONTROL



WIRELESS
REMOTE



TOUCH
CONTROL

DEVENTER MRS[®] MOTORIZED COLLECTION

DEVENTER MRS 1 1/8" Motorized Sets
FOREST SHUTTLE Motor Specifications
FOREST SHUTTLE Controls Roadmap

THE WORLD
BEHIND
YOUR
DRAPERIES



FOREST DEVENTER MRS® SYSTEM



Scan for more information on
FOREST DEVENTER MRS MOTORIZED



DEVENTER MRS® MOTORIZED

- 1 1/8" motorized system best suited for light to medium weight draperies.
- Wall or ceiling mount. See bracket count below.
 - 0-5' = 2 brackets 11-15' = 4 brackets
 - 6-10' = 3 brackets 16-20' = 5 brackets
- Motorize with any Forest Shuttle. See all motor specifications on pages the following pages. All Forest Shuttle motors include a 10 year warranty.
- Control drapes with a gentle tug, wall switch, remote, any home automation system or by smart phone app. See control options on the following pages.

1 1/8"

MRS COLLECTION FINISHES XX = finish color



29
Satin Nickel




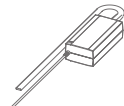

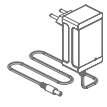
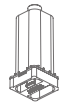

81
Antique Bronze


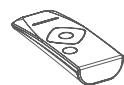





89
Graphite


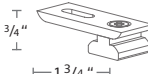

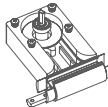
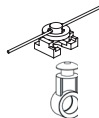
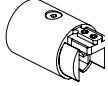

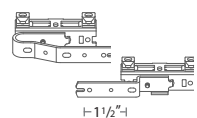

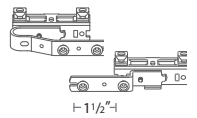

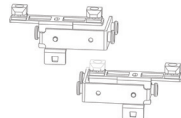




ASSEMBLED SYSTEM

Includes rail, motor, power supply, motor pulley, return pulley, wall or ceiling brackets, carriers, and masters plus EasyTouch remote, Diamond remote or Forest wall switch. Double sets are available.

DEV MRS	COMPONENT
• 	52925-25 Shuttle HD (M) 52925-59 Shuttle HD (M) black 52939-25 Shuttle Eco (S) See motor specs on pages 93-94
• 	52928-25 Power Cord, 7' 6" 52934-25 Power Cord, 16' includes 24 volt power supply
• 	52926-25 Shuttle iOn Includes battery pack. Order charging cable below separately, 52924-59. See motor specs on pages 93-94
• 	52924-59 Battery Charger Charges battery included with Shuttle iOn motor above, 52926-25.
• 	52949-25 Battery Pack Additional battery pack for Shuttle iOn motor
• 	52933-25 white 59 black Forest Wall Switch 2 channel

DEV MRS	COMPONENT
• 	52931-25D white 59D black Diamond Sense Remote RF 15 channel w/ holder, range 98'
• <i>COMING SOON!</i> 	52960-25 white 59 black EasyTouch Remote RF 6 channel
• 	52948-25 59 black Wi-Fi Dongle For voice and app control over wi-fi. Provides feedback (bi-directional). Use with Shuttles HD and Eco.
• 	52955-25 Bond Bridge Pro For voice and app control over RF. Easily pair using the Forest remote. Controls all of your devices in one hub.
• 	52954-25 white Sidekick Gen 3 Remote Works with or without Bond Bridge Pro. 1-5 channels

FOREST DEVENTER MRS® SYSTEM

DEV MRS	COMPONENT	DEV MRS	COMPONENT
•	 <p>51919-XX 1 1/8" Aluminum Rail 19' 7"</p>	•	 <p>53408-25, 29, 59, 81 Flush Ceiling Bracket Cannot use finials</p>
•	 <p>53413-90 Rail Connector aluminum, 3"</p>	•	<p>Two Piece Connected Snap Carrier w/ Square Base, in plastic sleeve. Use 1 1/4" snap tape</p> <p>2114-25, 59 black 60% fullness, 2 5/8" OC 2111-25, 65 brown, 90 grey 80% fullness, 2 3/8" OC 2112-25, 59 black 100% fullness, 2 1/8" OC 2115-25, 59 black 120% fullness, 1 7/8" OC</p>
•	 <p>51905-XX Motor Pulley Universal Includes end cap and cover cap set</p>	•	 <p>52008-25 59 black, 65 brown +10% Slim Line Klick Carrier Draperies hang to conceal track</p>
•	 <p>51908-XX Return Pulley Universal</p>	•	<p>52009-25 Ball Bearing Carrier for motorization</p>
•	 <p>9012-25 Transport Belt Kevlar reinforced</p>	•	<p>52508-25 Overlap R 52509-25 Underlap L Belt Master Carrier</p> 
•	 <p>52512-25 white 59 black +10% Transport Belt Connector</p>	•	<p>52508-25A Overlap R 52509-25A Underlap L Belt Master Carrier with snaps</p> 
•	 <p>53402-XX Extended Single Bracket</p>	•	<p>52410-25 Butt Right 52409-25 Butt Left 59 black +10% Butt Master Carrier with snaps</p> 
•	 <p>53412-XX Inside Mount Bracket</p>		
•	 <p>52430-XX End Cap Finial</p>		
•	 <p>52431-XX Ball Finial</p>		
•	 <p>52432-XX Notched Finial</p>		

SHUTTLE® MOTOR COMPARISON CHART



SHUTTLE® HD (M)

SHUTTLE® ECO (S)




SPECIFICATIONS

FEATURES

VOLTAGE SHUTTLE	24V DC	24V DC
RECEIVER	Internal, optional	Internal
POWER SUPPLY	External, 100-240V AC - 1.5A, 50-60Hz; Output 24V DC - 2.7A	External, 100-240V AC - 0.8A, 50-60Hz; Output 24V DC - 2.5A
MAX POWER	65W	40W
TORQUE	1.5 Nm	1.0 Nm
TRAVEL SPEED	5.5" per second standard 7" per second maximum	5.5" per second standard 7" per second maximum
NOISE LEVEL	< 40 dB(A)	< 40 dB(A)
MAXIMUM WEIGHT	160 lbs per motor 120 lbs per motor - curved track	100 lbs per motor 90 lbs per motor - curved track
DIMENSIONS	2.76" x 1.97" x 9.5"	2.76" x 1.97" x 7.5"
CERTIFICATIONS/MARKINGS	CE/FCC/DOE	CE/FCC/DOE
COLOR OPTIONS	White / Black	White
TOUCH CONTROL TECHNOLOGY	✓	✓
INTEGRATED EMERGENCY CONTROL	✓	✓
RF COMMUNICATION STANDARD	✓	✓
Z-WAVE COMMUNICATION	-	-
AUTOMATION SYSTEM COMPATIBLE	✓ using RS485 & dry contacts	✓ using RS485 & dry contacts
WI-FI COMPATIBLE	✓	✓
WORKS WITH DS-XL LED DIMMER	✓	✓
WORKS WITH WIRELESS CONNECTOR	✓	✓
CAN BE USED WITH CURVED TRACK	✓	✓
PLUG & PLAY	✓	✓
WARRANTY	10 Years	10 Years

SHUTTLE® MOTOR COMPARISON CHART



**SMART HOME
READY**



**APP
CONTROL**



**WIRELESS
REMOTE**



**TOUCH
CONTROL**

SHUTTLE® iOn



Our wide variety of control options make finding a fit for your windows easy – controlling the drapes by hand, wall switch, remote or even by home automation system.

SPECIFICATIONS

VOLTAGE SHUTTLE RECEIVER	14.8V DC Internal
BATTERY	Lithium iOn battery + charger (3-4 months between charges)
MAX POWER	30W
TORQUE	1.0 Nm
TRAVEL SPEED	5.5" per second standard
NOISE LEVEL	< 40 dB(A)
MAXIMUM WEIGHT	55 lbs per motor 40 lbs per motor - curved track
DIMENSIONS	2" x 3" x 12.25"
CERTIFICATIONS/MARKINGS	CE/FCC/DOE
COLOR OPTIONS	White

FEATURES

TOUCH CONTROL TECHNOLOGY	✓
INTEGRATED EMERGENCY CONTROL	✓
RF COMMUNICATION STANDARD	✓
Z-WAVE COMMUNICATION	-
AUTOMATION SYSTEM COMPATIBLE	✓ using RS485 & dry contacts
WI-FI COMPATIBLE	✓
WORKS WITH DS-XL LED DIMMER	✓
WORKS WITH WIRELESS CONNECTOR	✓
CAN BE USED WITH CURVED TRACK	✓
PLUG & PLAY	✓
WARRANTY	10 Years on motor 2 years on battery pack



TOUCH CONTROL

Open or close your drapes with a gentle tug.



FOREST WALL SWITCH

2-channel wall switch, wireless. Can be used with all Forest Shuttle motors.



FOREST DIAMOND SENSE REMOTE

15-channel remote controls up to 15 motors individually and together, with a timer or manually. Range up to 98 feet. Wall mounted holder included.



BOND BRIDGE PRO

With the Bond Bridge Pro, easily pair your Forest remote and get app control for Forest motorized window coverings and other devices all in one place.



SIDEKICK GEN 3 REMOTE

5- or 1-channel remote control. Pairs directly with drapery motor. Use with Bond Bridge Pro or without. Estimated 10-year battery life.

FOR ADDITIONAL CONTROL OPTIONS, SEE THE ROADMAP ON THE FOLLOWING PAGES.

FOREST MOTOR CONTROLS ROADMAP

HOW DO YOU WANT TO CONTROL YOUR DRAPERY?



Wall Switch, Diamond Remote,
Easy Touch Remote,
and Sidekick Gen 3

RF

- Shuttle
 - S M iOn
- Wall Switch
- Diamond Sense Remote
- Easy Touch Remote
- Sidekick Gen 3



Voice and App Control
local and remote


With feedback

WiFi

Connect using Forest WiFi Dongle



Integrations



- Shuttle
 - S M iOn
- Wall Switch
- Diamond Sense Remote
- Easy Touch Remote
- WiFi Dongle


Without feedback

RF

Connect using Bond Bridge Pro



Integrations



- Shuttle
 - S M iOn
- Wall Switch
- Diamond Sense Remote
- Easy Touch Remote
- Bond Bridge Pro
- Sidekick Gen 3

FOREST MOTOR CONTROLS ROADMAP



Wired Building Automation System

we advise you work with an installation specialist

With feedback

Without feedback

RS485

Dry Contact

Integrations

Control4

CRESTRON

SAVANT

RTI

and others

Integrations

Control4

CRESTRON

SAVANT

LUTRON

and others

- Shuttle
 - S M iOn
- Wall Switch
- Diamond Sense Remote
- Easy Touch Remote
- RS485 Port

- Shuttle
 - S M iOn
- Wall Switch
- Diamond Sense Remote
- Easy Touch Remote
- RS485 Port




Check out How To videos on the FOREST YOUTUBE CHANNEL.

FOREST DEVENTER MRS® SYSTEM




PRODUCT INFORMATION


- Use with any Forest Shuttle motor
- 1 1/8" diameter rod
- Available in 3 finishes: 29 satin nickel, 81 antique bronze, and 89 graphite
- Finished end pulley requires no finials.
- Three finials - Optional.
- High quality rod: high-grade aluminum, chromated, powder coated or anodized
- Smooth and silent operation through Kevlar reinforcement of the transport belt
- Easy opening and closing with the hand-held Diamond Sense remote control
- Smart home ready
- Overlap carriers guarantees a complete closing of the drapery



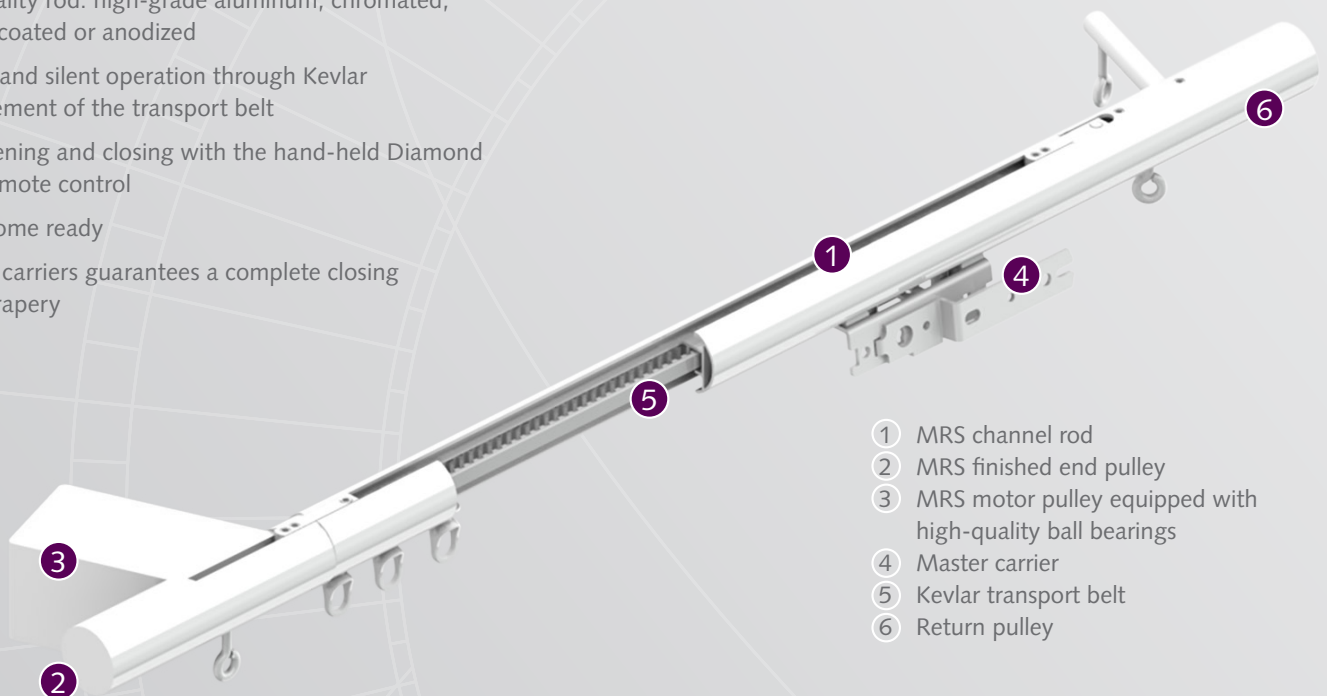
3



5



6

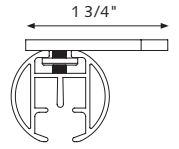


- ① MRS channel rod
- ② MRS finished end pulley
- ③ MRS motor pulley equipped with high-quality ball bearings
- ④ Master carrier
- ⑤ Kevlar transport belt
- ⑥ Return pulley

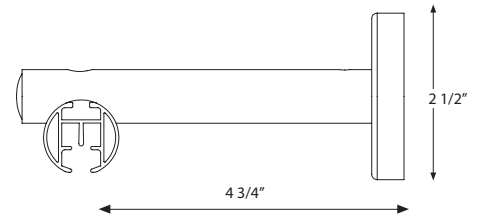


MOUNTING BRACKETS

Flush Ceiling Bracket 53408-XX

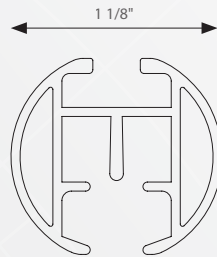


Extended Single Wall Bracket 53402-XX



PROFILE

- Shown actual size 1:1
- Weight: 5.16 ounces/ft.
- Aluminum Extrusion
- Dimension: 1 1/8"



APPLICATIONS



BENDING / CURVING

The rod can be curved and reverse curved by using a radius of 8".

