



**SMART HOME**  
READY



**APP**  
CONTROL



**WIRELESS**  
REMOTE



**TOUCH**  
CONTROL

## **FOREST BCS<sup>®</sup> Blind Contract System**

Heavy duty roman blind system



THE WORLD  
BEHIND  
YOUR  
DRAPERIES



Scan for more information on the  
FOREST BCS Blind Contract System



## BCS BLIND CONTRACT SYSTEM

- A heavy duty motorized blind system best suited for medium to heavy weight draperies.
- Aluminum, white, powder coated extrusion.
- Maximum recommended weight is 45 lbs per shade using the AC motor and 8.75 lbs per cord roll. Maximum width is 120".
- Maximum recommended weight is 16 lbs. per shade using the Lithium iOn motor.
- Ultra quiet <44dB and easy to install.
- The Forest BCS AC tubular motor includes a 10 year warranty. The Lithium iOn tubular motor includes a 3 year warranty.

### ASSEMBLED SYSTEM

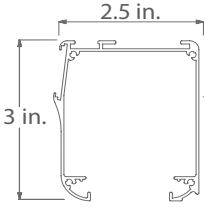




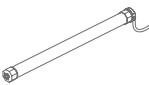


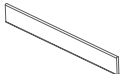

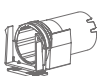



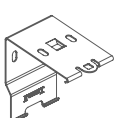
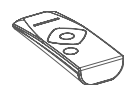


Includes headrail, cord roll supports, brackets, counterweight (if requested), Velcro profile, motor and Diamond Sense remote, wall switch or EasyTouch remote. When ordering, please specify motor side, wall or ceiling mount, and number of cord roll supports needed.



**NEW!** OPERATE  
MERCURY SHADES WITH  
BOND BRIDGE PRO!

52955-25  
Bond Bridge Pro



BCS MOT	COMPONENT	BCS MOT	COMPONENT
●	 <p><b>61019-25</b> BCS Headrail white 19' aluminum extrusion</p>	●	 <p><b>49008-00</b> Shade Leveler</p>
●	 <p><b>61119-25</b> BCS 8-Angle Tube, 19'</p>	●	 <p><b>61125-25</b> BCS Velcro 7/8" x 4'</p>
●	 <p><b>62309-25</b> BCS End Caps left &amp; right</p>	●	 <p><b>62901-25</b> Forest Tubular Motor built-in RF receiver, 35mm (1 3/8"), 110v, 6 Nm</p>
●	 <p><b>49006-25</b> Fiberglass Rod, 19'</p>	●	<p><i>COMING SOON!</i></p>  <p><b>68002-25</b> 1.8 Nm Tubular Lithium iOn Motor, 3-year warranty Use with Forest controls</p>
●	 <p><b>49005-25</b> Counterweight, 19' aluminum 1" x 1/8"</p>	●	 <p><b>78005-25</b> Micro USB Charging Cable for 68002-25</p>
●	 <p><b>62000-25</b> BCS Cord Roll House &amp; Drum contains 18' cord</p>	●	 <p><b>52931-25D</b> white <b>59D</b> black Diamond Sense Remote RF, 15 channel w/ holder, Range 98'</p>
●	 <p><b>62200-25</b> BCS Tube Support place on open end of tube</p>	●	 <p><b>52933-25</b> white <b>59</b> black Diamond Sense Wall Switch 2 channel Use with 68002-25</p>
●	 <p><b>63001-25</b> BCS Wall/Ceiling Easy Mount Bracket</p>	●	<p><i>COMING SOON!</i></p>  <p><b>52960-25</b> white <b>59</b> black EasyTouch Remote RF, 6 channel Use with 68002-25</p>
●	 <p><b>62100-25</b> BCS Center Support 2" x 2.25"</p>	●	 <p><b>52947-25</b> Wireless Connector One-way transmitter to control drapery by third party app or by home automation. Use with Forest Shuttle &amp; tubular motors.</p>

● Standard item in assembled sets.



## PRODUCT INFORMATION

- Elegant shaped aluminum profile, with hook tape
- Quality aluminum profile - chromated, powder coated
- Easy assembly and smooth operation guaranteed
- Simple and quick installation with smart Klick® bracket
- Manual setting of the tubular motor
- Radio Frequency control
- Easy to connect to building automation systems
- Cord drums can be placed at any position in the profile
- Max fabric weight per cord roll: 8.75 lbs; total system 45 lbs\*
- Maximum height 18'
- Torque: 6 Nm
- Length: 19'

## ADJUSTING MOTOR

The BCS tubular motor can be adjusted remotely.

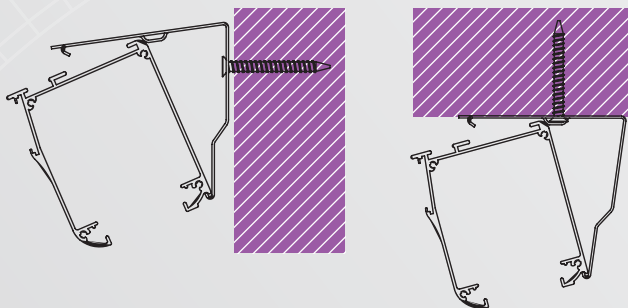


## FOR USE IN

Residential and contract market, or at any location where a high quality and smooth operated motorized roman blind system is required.

## MOUNTING

Wall or ceiling mount



## SMART FUNCTIONS

The Forest Wireless Connector is an easy way to make roman blinds 'smart'. It simply opens and closes the blinds using an analogue timer.

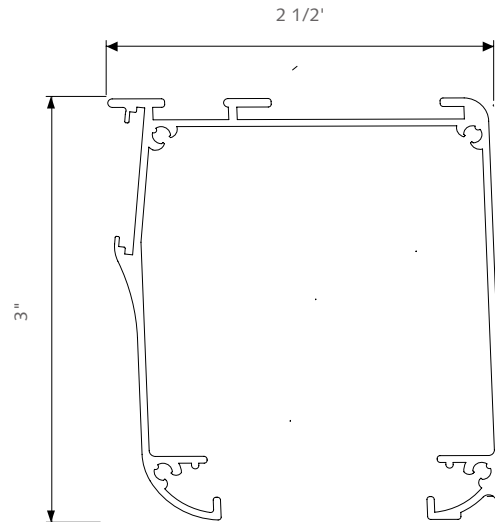
By using a smart plug wireless control through services such as Apple HomeKit or Google Assistant now becomes available. This RF Device can also be easily incorporated into most popular building management systems, including dry contact systems.





## PROFILE

- Size 2 1/2" x 3"
- Weight 11.74 ounces/ft.
- Aluminum extrusion 6063 TS
- Finish available: white



- ① BCS Klick® Bracket
- ② BCS Endcap
- ③ Counterweight bar
- ④ BCS Velcro Hook Tape
- ⑤ BCS Track
- ⑥ BCS Tube 8-angle
- ⑦ BCS Cord Roll
- ⑧ BCS Center Support
- ⑨ Forest Tubular Motor
- ⑩ Ceiling Swivel Bracket

