



SMART HOME
READY



APP
CONTROL



WIRELESS
REMOTE



TOUCH
CONTROL

HANOVER MOTORIZED System

HANOVER COLLECTION Motorized System
FOREST SHUTTLE Motor Specifications
FOREST Controls Roadmap

THE
WORLD
BEHIND
YOUR
DRAPERIES



FOREST HANOVER MOTORIZED SYSTEM




Scan for more information on the FOREST Hanover Motorized System

HANOVER MOTORIZED SYSTEM

- A sleek stylish motorized profile best suited for light to medium weight draperies.
- Wall or ceiling mount. See bracket count below.

0-5' = 2 brackets	11-15' = 4 brackets
6-10' = 3 brackets	16-20' = 5 brackets
- Motorize with any Forest Shuttle. See all motor specifications on the following pages. All Forest Shuttle motors include a 10 year warranty.
- Control drapes with a gentle tug, wall switch, remote, any home automation system or by smart phone app. See control options on the following pages.

HANOVER FINISHES XX = finish color



22
Polished
Chrome



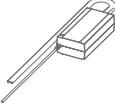
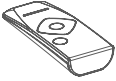








29
Satin
Nickel

48
Matte
White

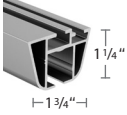
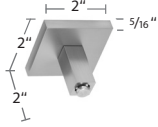
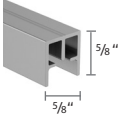
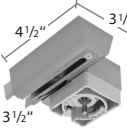
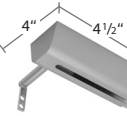

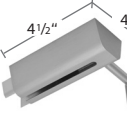

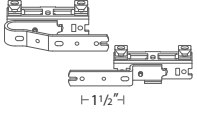

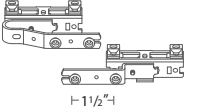
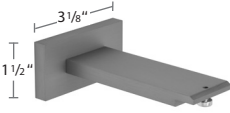
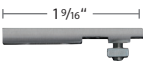
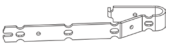
59
Black

ASSEMBLED SYSTEM

Includes rail, motor, power supply, motor pulley, return pulley, single wall brackets, carriers, masters, and Diamond remote or wall switch.

HANOVER	COMPONENT	HANOVER	COMPONENT
• 	52925-25 Shuttle HD (M) 52925-59 Shuttle HD (M) black 52939-25 Shuttle Eco (S) See motor specs on pages 93-94	• 	52931-25D white 59D black Diamond Sense Remote RF 15 channel w/ holder, range 98'
• 	52928-25 Power Cord, 7' 6" 52934-25 Power Cord, 16' includes 24 volt power supply	• <i>COMING SOON!</i> 	52960-25 white 59 black EasyTouch Remote RF 6 channel
• 	52926-25 Shuttle iOn Includes battery pack. Order charging cable below separately, 52924-59. See motor specs on pages 93-94	• 	52948-25 59 black Wi-Fi Dongle For voice and app control over wi-fi. Provides feedback (bi-directional). Use with Shuttles HD and Eco.
• 	52924-59 Battery Charger Charges battery included with Shuttle iOn motor above, 52926-25.	• 	52955-25 Bond Bridge Pro For voice and app control over RF. Easily pair using the Forest remote. Controls all of your devices in one hub.
• 	52949-25 Battery Pack Additional battery pack for Shuttle iOn motor	• 	52945-25 white 59 black Forest Wall Switch 2 channel
• 	52933-25 white 59 black Forest Wall Switch 2 channel	• 	52945-25 white Sidekick Gen 3 Remote Works with or without Bond Bridge Pro. 1-5 channels

FOREST HANOVER MOTORIZED SYSTEM

HANOVER	COMPONENT	HANOVER	COMPONENT
	B8223246-XX Hanover Profile 19' 7"		B11473-50-XX Ceiling Bracket P: 2"
	B8221818-59/90 Hanover Rail		B11473-80-XX Ceiling Bracket P: 2 7/8"
	B11679-L-46-XX Left Motor Pulley		B11473-15-XX Ceiling Bracket P: 5/8"
	B11679-R-46-XX Right Motor Pulley		Two Piece Connected Snap Carrier w/ Square Base, in plastic sleeve. Use 1 1/4" snap tape 2114-25, 59 black 60% fullness, 2 5/8" OC 2111-25, 65 brown, 90 grey 80% fullness, 2 3/8" OC 2112-25, 59 black 100% fullness, 2 1/8" OC 2115-25, 59 black 120% fullness, 1 7/8" OC
	B11683-L-46-XX Left End Pulley		52008-25 Slim Line Klick Carrier Draperies hang to conceal track
	B11683-R-46-XX Right End Pulley		52009-25 Ball Bearing Carrier for motorization
	9012-25 Transport Belt Kevlar reinforced		52508-25 Overlap Right 52509-25 Underlap Left 59 black +10% Belt Master Carrier
	52512-25 white 59 black +10% Transport Belt Connector		52508-25A Overlap R 52509-25A Underlap L Belt Master Carrier with snaps
	B11260-130-XX Extended Wall Bracket P: 4 3/4"		52410-25 Butt Right 52409-25 Butt Left 59 black +10% Butt Master Carrier with snaps
	B11592-00 Flush Ceiling Bracket		2552-25 6" Extension Arm for master Use w/ two one-way draw

SHUTTLE® MOTOR COMPARISON CHART



SHUTTLE® HD (M)

SHUTTLE® ECO (S)




SPECIFICATIONS

FEATURES

VOLTAGE SHUTTLE	24V DC	24V DC
RECEIVER	Internal, optional	Internal
POWER SUPPLY	External, 100-240V AC - 1.5A, 50-60Hz; Output 24V DC - 2.7A	External, 100-240V AC - 0.8A, 50-60Hz; Output 24V DC - 2.5A
MAX POWER	65W	40W
TORQUE	1.5 Nm	1.0 Nm
TRAVEL SPEED	5.5" per second standard 7" per second maximum	5.5" per second standard 7" per second maximum
NOISE LEVEL	< 40 dB(A)	< 40 dB(A)
MAXIMUM WEIGHT	160 lbs per motor 120 lbs per motor - curved track	100 lbs per motor 90 lbs per motor - curved track
DIMENSIONS	2.76" x 1.97" x 9.5"	2.76" x 1.97" x 7.5"
CERTIFICATIONS/MARKINGS	CE/FCC/DOE	CE/FCC/DOE
COLOR OPTIONS	White / Black	White
TOUCH CONTROL TECHNOLOGY	✓	✓
INTEGRATED EMERGENCY CONTROL	✓	✓
RF COMMUNICATION STANDARD	✓	✓
Z-WAVE COMMUNICATION	-	-
AUTOMATION SYSTEM COMPATIBLE	✓ using RS485 & dry contacts	✓ using RS485 & dry contacts
WI-FI COMPATIBLE	✓	✓
WORKS WITH DS-XL LED DIMMER	✓	✓
WORKS WITH WIRELESS CONNECTOR	✓	✓
CAN BE USED WITH CURVED TRACK	✓	✓
PLUG & PLAY	✓	✓
WARRANTY	10 Years	10 Years

SHUTTLE® MOTOR COMPARISON CHART



SMART HOME
READY



APP
CONTROL



WIRELESS
REMOTE



TOUCH
CONTROL

SHUTTLE® iOn



SPECIFICATIONS

VOLTAGE SHUTTLE RECEIVER	14.8V DC
BATTERY	Internal Lithium iOn battery + charger (3-4 months between charges)
MAX POWER	30W
TORQUE	1.0 Nm
TRAVEL SPEED	5.5" per second standard
NOISE LEVEL	< 40 dB(A)
MAXIMUM WEIGHT	55 lbs per motor 40 lbs per motor - curved track
DIMENSIONS	2" x 3" x 12.25"
CERTIFICATIONS/MARKINGS	CE/FCC/DOE
COLOR OPTIONS	White

FEATURES


TOUCH CONTROL TECHNOLOGY	✓
INTEGRATED EMERGENCY CONTROL	✓
RF COMMUNICATION STANDARD	✓
Z-WAVE COMMUNICATION	-
AUTOMATION SYSTEM COMPATIBLE	✓ using RS485 & dry contacts
WI-FI COMPATIBLE	✓
WORKS WITH DS-XL LED DIMMER	✓
WORKS WITH WIRELESS CONNECTOR	✓
CAN BE USED WITH CURVED TRACK	✓
PLUG & PLAY	✓
WARRANTY	10 Years on motor 2 years on battery pack

Our wide variety of control options make finding a fit for your windows easy – controlling the drapes by hand, wall switch, remote or even by home automation system.



TOUCH CONTROL

Open or close your drapes with a gentle tug.



FOREST WALL SWITCH

2-channel wall switch, wireless. Can be used with all Forest Shuttle motors.



FOREST DIAMOND SENSE REMOTE

15-channel remote controls up to 15 motors individually and together, with a timer or manually. Range up to 98 feet. Wall mounted holder included.



BOND BRIDGE PRO

With the Bond Bridge Pro, easily pair your Forest remote and get app control for Forest motorized window coverings and other devices all in one place.



SIDEKICK GEN 3 REMOTE

5- or 1-channel remote control. Pairs directly with drapery motor. Use with Bond Bridge Pro or without. Estimated 10-year battery life.

FOR ADDITIONAL CONTROL OPTIONS, SEE THE ROADMAP ON THE FOLLOWING PAGES.

FOREST MOTOR CONTROLS ROADMAP

HOW DO YOU WANT TO CONTROL YOUR DRAPERY?



Wall Switch, Diamond Remote,
Easy Touch Remote,
and Sidekick Gen 3

RF

- Shuttle
 - S M iOn
- Wall Switch
- Diamond Sense Remote
- Easy Touch Remote
- Sidekick Gen 3



Voice and App Control
local and remote

With feedback

WiFi

Connect using Forest WiFi Dongle



Integrations

works with



works with



works with




works with



works with



works with



Integrations when cloud services are present

works with



works with



- Shuttle
 - S M iOn
- Wall Switch
- Diamond Sense Remote
- Easy Touch Remote
- WiFi Dongle

Without feedback

RF

Connect using Bond Bridge Pro



Integrations

works with



works with



works with



works with



works with



works with



works with



works with



works with



works with



works with



works with



works with



works with



- Shuttle
 - S M iOn
- Wall Switch
- Diamond Sense Remote
- Easy Touch Remote
- Bond Bridge Pro
- Sidekick Gen 3

FOREST MOTOR CONTROLS ROADMAP



Wired Building Automation System

we advise you work with an installation specialist

With feedback

Without feedback

RS485

Dry Contact

Integrations

Control4

CRESTRON

SAVANT

RTI

and others

Integrations

Control4

CRESTRON

SAVANT

LUTRON

and others

- Shuttle
 - S M iOn
- Wall Switch
- Diamond Sense Remote
- Easy Touch Remote
- RS485 Port

- Shuttle
 - S M iOn
- Wall Switch
- Diamond Sense Remote
- Easy Touch Remote
- RS485 Port



Check out How To videos on the FOREST YOUTUBE CHANNEL.