



SMART HOME
READY



APP
CONTROL



WIRELESS
REMOTE



TOUCH
CONTROL

FOREST ENDEAVOR Cassette

Heavy duty Roman shade system



THE WORLD
BEHIND
YOUR
DRAPERIES

FOREST ENDEAVOR CASSETTE



ENDEAVOR CASSETTE ROMAN SHADE SYSTEM

- A heavy duty motorized shade system best suited for medium to heavy weight fabrics.
- Aluminum, white, powder coated extrusion.
- Maximum recommended weight is 45 lbs per shade using the AC motor and 8.75 lbs per cord roll. Maximum width is 120".
- Maximum recommended weight is 16 lbs. per shade using the Lithium iOn motor.
- Ultra quiet <44dB and easy to install.
- The Forest AC tubular motor includes a 10 year warranty. The Lithium iOn tubular motor includes a 3 year warranty.

ASSEMBLED SYSTEM

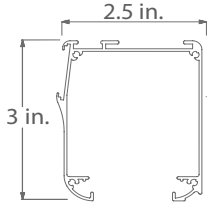



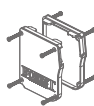
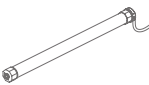

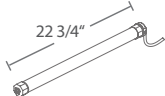
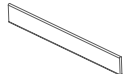


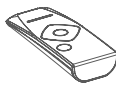


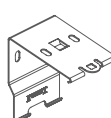



Includes headrail, cord roll supports, brackets, counterweight (if requested), Velcro profile, motor and Diamond Sense remote, wall switch or EasyTouch remote. When ordering, please specify motor side, wall or ceiling mount, and number of cord roll supports needed.



NEW! OPERATE
MERCURY SHADES WITH
BOND BRIDGE PRO!

52955-25
Bond Bridge Pro

FOREST ENDEAVOR CASSETTE

END CASS	COMPONENT	END CASS	COMPONENT
●	 61019-25 Headrail white 19' aluminum extrusion	●	 49008-00 Shade Leveler
●	 61119-25 8-Angle Tube, 19'	●	 61125-25 Integrated Velcro 7/8" x 4'
●	 62309-25 End Caps left & right	●	 62901-25 Forest Tubular Motor built-in RF receiver, 35mm (1 3/8"), 110v, 6 Nm
●	 49006-25 Fiberglass Rod, 19'	●	 68002-25 1.8 Nm Tubular Lithium iOn Motor, 3-year warranty Use with Forest controls
●	 49005-25 Counterweight, 19' aluminum 1" x 1/8"	●	 78005-25 Micro USB Charging Cable for 68000-25 and 68002-25
●	 62000-25 Cord Roll House & Drum contains 18' cord	●	 52960-25 white 59 black EasyTouch Remote RF, 6 channel
●	 62200-25 Tube Support place on open end of tube	●	 52931-25D white 59D black Diamond Sense Remote RF, 15 channel w/ holder, Range 98'.
●	 63001-25 Wall/Ceiling Easy Mount Bracket	●	 52933-25 white 59 black Diamond Sense Wall Switch 2 channel
●	 62100-25 Center Support 2" x 2.25"	●	 52947-25 Wireless Connector One-way transmitter to control drapery by third party app or by home automation. Use with 62901-25.

● Standard item in assembled sets.

FOREST ENDEAVOR CASSETTE



PRODUCT INFORMATION

- Elegant shaped aluminum profile, with hook tape
- Quality aluminum profile - chromated, powder coated
- Easy assembly and smooth operation guaranteed
- Simple and quick installation with smart Klick® bracket
- Manual setting of the tubular motor
- Radio Frequency control
- Easy to connect to building automation systems
- Cord drums can be placed at any position in the profile
- Max fabric weight per cord roll: 8.75 lbs; total system 45 lbs*
- Maximum height 18'
- Torque: 6 Nm
- Length: 19'

ADJUSTING MOTOR

The tubular motor can be adjusted remotely.

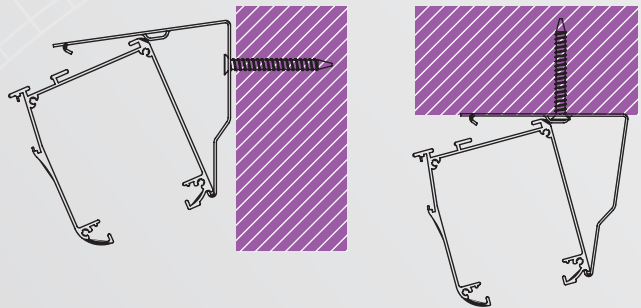


FOR USE IN

Residential and contract market, or at any location where a high quality and smooth operated motorized roman shade system is required.

MOUNTING

Wall or ceiling mount



SMART FUNCTIONS

The Forest Wireless Connector is an easy way to make roman shades 'smart'. It simply opens and closes the shades using an analogue timer.

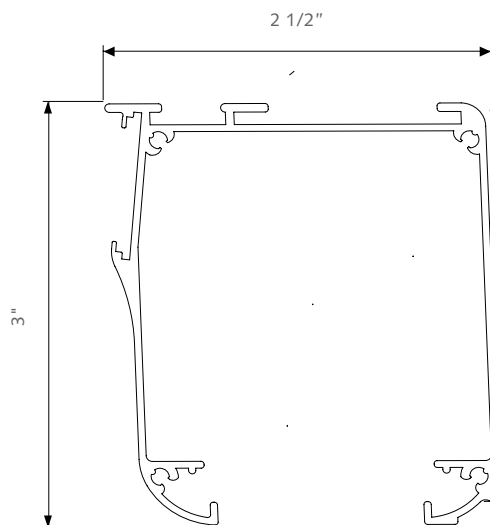
By using a smart plug wireless control through services such as Apple HomeKit or Google Assistant now becomes available. This RF Device can also be easily incorporated into most popular building management systems, including dry contact systems.





PROFILE

- Size 2 1/2" x 3"
- Weight 11.74 ounces/ft.
- Aluminum extrusion 6063 TS
- Finish available: white



- ① Klick® Bracket
- ② Endcap
- ③ Counterweight bar
- ④ Velcro Hook Tape
- ⑤ Track
- ⑥ Tube 8-angle
- ⑦ Cord Roll
- ⑧ Center Support
- ⑨ Forest Tubular Motor
- ⑩ Ceiling Swivel Bracket

