



SMART HOME
READY



APP
CONTROL



WIRELESS
REMOTE



TOUCH
CONTROL

HANOVER MOTORIZED System

HANOVER COLLECTION Motorized System
FOREST SHUTTLE Motor Specifications
FOREST Controls Roadmap

THE WORLD
BEHIND
YOUR
DRAPERIES



FOREST HANOVER MOTORIZED SYSTEM



Scan for more information on the
FOREST Hanover Motorized System

HANOVER MOTORIZED SYSTEM

- A sleek stylish motorized profile best suited for light to medium weight draperies.
- Wall or ceiling mount. See bracket count below.

0-5' = 2 brackets	11-15' = 4 brackets
6-10' = 3 brackets	16-20' = 5 brackets
- Motorize with any Forest Shuttle. See all motor specifications on the following pages. All Forest Shuttle motors include a 10 year warranty.
- Control drapes with a gentle tug, wall switch, remote, any home automation system or by smart phone app. See control options on the following pages.

HANOVER FINISHES XX = finish color



22
Polished
Chrome



29
Satin
Nickel




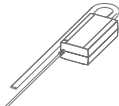

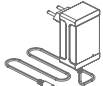


48
Matte
White


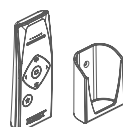





59
Black

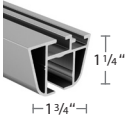
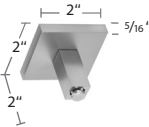
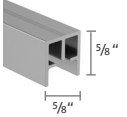
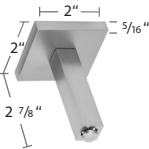
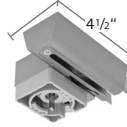

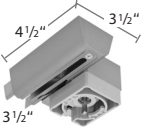
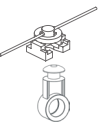
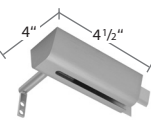

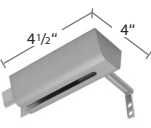


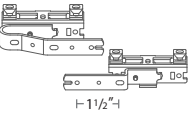

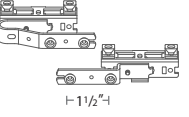
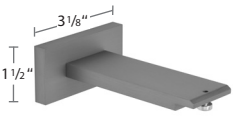
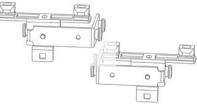

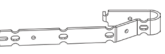
ASSEMBLED SYSTEM

Includes rail, motor, power supply, motor pulley, return pulley, single wall brackets, carriers, masters, and Diamond remote or wall switch.

HANOVER	COMPONENT
• 	52925-25 Shuttle HD (M) 52925-59 Shuttle HD (M) black 52939-25 Shuttle Eco (S) See motor specs on the following pages
• 	52928-25 Power Cord, 7' 6" 52934-25 Power Cord, 16' includes 24 volt power supply
• 	52926-25 Shuttle iOn Includes battery pack. Order charging cable below separately, 52924-59. See motor specs on the following pages
• 	52924-59 Battery Charger Charges battery included with Shuttle iOn motor above, 52926-25.
• 	52949-25 Battery Pack Additional battery pack for Shuttle iOn motor
• 	52933-25 white 59 black +10% Forest Multi Wall Switch 2 channel

HANOVER	COMPONENT
• 	52931-25D white 59D black +10% Diamond Sense Remote RF, 15 channel w/ holder, range 98'
• 	52960-25 white 59 black +10% EasyTouch Remote, 6 channel 52961-00 Optional clear plastic holder. Must order separately.
• 	52948-25 Wi-Fi Dongle - Order 1/motor For voice & app control over wi-fi. Provides bi-directional feedback. Use with Shuttles HD and Eco.
• 	52955-25 Bond Bridge Pro For voice and app control over RF. Easily pair using the Forest remote. Controls all of your devices in one hub.
• 	52954-25 white Sidekick Gen 3 Remote Works with or without Bond Bridge Pro. 1-5 channels.

FOREST HANOVER MOTORIZED SYSTEM

HANOVER	COMPONENT	HANOVER	COMPONENT
• 	B8223246-XX Hanover Profile 19' 7"	• 	B11473-50-XX Ceiling Bracket P: 2"
• 	B8221818-59/90 Hanover Rail	• 	B11473-80-XX Ceiling Bracket P: 2 7/8"
• 	B11679-L-46-XX Left Motor Pulley	• 	B11473-15-XX Ceiling Bracket P: 5/8"
• 	B11679-R-46-XX Right Motor Pulley	• 	Two Piece Connected Snap Carrier w/ Square Base, in plastic sleeve. Use 1 1/4" snap tape 2114-25, 59 black 60% fullness, 2 5/8" OC 2111-25, 65 brown, 90 grey 80% fullness, 2 3/8" OC 2112-25, 59 black 100% fullness, 2 1/8" OC 2115-25, 59 black 120% fullness, 1 7/8" OC
• 	B11683-L-46-XX Left End Pulley	• 	52008-25 Slim Line Klick Carrier Draperies hang to conceal track
• 	B11683-R-46-XX Right End Pulley	• 	52009-25 Ball Bearing Carrier for motorization
• 	9012-25 Transport Belt Kevlar reinforced	• 	52508-25 Overlap Right 52509-25 Underlap Left 59 black +10% Belt Master Carrier
• 	52512-25 white 59 black +10% Transport Belt Connector	• 	52508-25A Overlap R 52509-25A Underlap L Belt Master Carrier with snaps
• 	B11260-130-XX Extended Wall Bracket P: 4 3/4"	• 	52410-25 Butt Right 52409-25 Butt Left 59 black +10% Butt Master Carrier with snaps
• 	B11592-00 Flush Ceiling Bracket	• 	2552-25 6" Extension Arm for master Use w/ two one-way draw

SHUTTLE® MOTOR COMPARISON CHART



SHUTTLE® HD (M)

SHUTTLE® ECO (S)



SPECIFICATIONS

VOLTAGE SHUTTLE

RECEIVER

POWER SUPPLY

MAX POWER

TORQUE

TRAVEL SPEED

NOISE LEVEL

MAXIMUM WEIGHT

DIMENSIONS

CERTIFICATIONS/MARKINGS

COLOR OPTIONS

24V DC

Internal, optional

External, 100-240V AC - 1.5A,
50-60Hz; Output 24V DC - 2.7A

65W

1.5 Nm

5.5" per second standard
7" per second maximum

< 40 dB(A)

160 lbs per motor
120 lbs per motor - curved track

2.76" x 1.97" x 9.5"

CE/FCC/DOE

White / Black

24V DC

Internal

External, 100-240V AC - 0.8A,
50-60Hz; Output 24V DC - 2.5A

40W

1.0 Nm

5.5" per second standard
7" per second maximum

< 40 dB(A)

100 lbs per motor
90 lbs per motor - curved track

2.76" x 1.97" x 7.5"

CE/FCC/DOE

White

FEATURES

TOUCH CONTROL TECHNOLOGY

INTEGRATED EMERGENCY CONTROL

RF COMMUNICATION STANDARD

Z-WAVE COMMUNICATION

AUTOMATION SYSTEM COMPATIBLE

WI-FI COMPATIBLE

WORKS WITH DS-XL LED DIMMER

WORKS WITH WIRELESS CONNECTOR

CAN BE USED WITH CURVED TRACK

PLUG & PLAY

WARRANTY

✓

✓

✓

-

✓ using RS485 & dry contacts

✓

✓

✓

✓

✓

10 Years

✓

✓

✓

-

✓ using RS485 & dry contacts

✓

✓

✓

✓

✓

10 Years

SHUTTLE® MOTOR COMPARISON CHART



**SMART HOME
READY**



**APP
CONTROL**



**WIRELESS
REMOTE**



**TOUCH
CONTROL**

SHUTTLE® iOn



VOLTAGE SHUTTLE	14.8V DC
RECEIVER	Internal
BATTERY	Lithium iOn battery + charger (3-4 months between charges)
MAX POWER	30W
TORQUE	1.0 Nm
TRAVEL SPEED	5.5" per second standard
NOISE LEVEL	< 40 dB(A)
MAXIMUM WEIGHT	55 lbs per motor 40 lbs per motor - curved track
DIMENSIONS	2" x 3" x 12.25"
CERTIFICATIONS/MARKINGS	CE/FCC/DOE
COLOR OPTIONS	White

SPECIFICATIONS

FEATURES

TOUCH CONTROL TECHNOLOGY	✓
INTEGRATED EMERGENCY CONTROL	✓
RF COMMUNICATION STANDARD	✓
Z-WAVE COMMUNICATION	-
AUTOMATION SYSTEM COMPATIBLE	✓ using RS485 & dry contacts
WI-FI COMPATIBLE	✓
WORKS WITH DS-XL DIMMER	✓
WORKS WITH WIRELESS CONNECTOR	✓
CAN BE USED WITH CURVED TRACK	✓
PLUG & PLAY	✓
WARRANTY	10 Years on motor 2 years on battery pack

Our wide variety of control options make finding a fit for your windows easy – controlling the drapes by hand, wall switch, remote or even by home automation system.



TOUCH CONTROL

Open or close your drapes with a gentle tug.



FOREST REMOTE CONTROLS

We offer two types of RF remote controls: the EasyTouch and the Diamond Sense.

- The EasyTouch controls up to 6 systems, with the option to deactivate unused channels.
- The Diamond Sense is a 15- or 2-channel remote with an LED display. Systems can be operated manually or with the integrated timer.

Both remotes have a range of up to 98 feet.



BOND BRIDGE PRO

With the Bond Bridge Pro, easily pair your Forest remote and get app control for Forest motorized window coverings and other devices all in one place.



SIDEKICK GEN 3 REMOTE

5- or 1-channel remote control. Pairs directly with drapery motor. Use with Bond Bridge Pro or without. Estimated 10-year battery life.

FOR ADDITIONAL CONTROL OPTIONS, SEE THE ROADMAP ON THE FOLLOWING PAGES.

FOREST MOTOR CONTROLS ROADMAP

HOW DO YOU WANT TO CONTROL YOUR DRAPERY?



Wall Switch, Diamond Remote,
Easy Touch Remote,
and Sidekick Gen 3

RF

- ☒ Shuttle
 - ☒ S ☒ M ☒ iOn
- ☒ Wall Switch
- ☒ Diamond Sense Remote
- ☒ Easy Touch Remote
- ☒ Sidekick Gen 3



Voice and App Control
local and remote

With feedback

WiFi

Connect using Forest WiFi Dongle



Integrations

works with



works with



works with



works with



Integrations
when cloud services are present



- ☒ Shuttle
 - ☒ S ☒ M ☐ iOn
- ☒ Wall Switch
- ☒ Diamond Sense Remote
- ☒ Easy Touch Remote
- ☒ WiFi Dongle

Without feedback

RF

Connect using Bond Bridge Pro



Integrations

somfy.



works with



works with



works with



Control4



CRESTRON



SAVANT



ELAN



RTI



U-C



HOMEBRIDGE



JOSH



Hubitat



and others

- ☒ Shuttle
 - ☒ S ☒ M ☒ iOn
- ☒ Wall Switch
- ☒ Diamond Sense Remote
- ☒ Easy Touch Remote
- ☒ Bond Bridge Pro
- ☒ Sidekick Gen 3

FOREST MOTOR CONTROLS ROADMAP



Wired Building Automation System

we advise you work with an installation specialist

With feedback

RS485

Integrations

Control4

CRESTRON

SAVANT

RTI

and others

- ☒ Shuttle
 - ☒ S ☒ M ☐ iOn
- ☒ Wall Switch
- ☒ Diamond Sense Remote
- ☒ Easy Touch Remote
- ☒ RS485 Port

Without feedback

Dry Contact

Integrations

Control4

CRESTRON

SAVANT

LUTRON

and others

- ☒ Shuttle
 - ☒ S ☒ M ☒ iOn
- ☒ Wall Switch
- ☒ Diamond Sense Remote
- ☒ Easy Touch Remote
- ☐ RS485 Port



Check out How To videos on the FOREST YOUTUBE CHANNEL.