



MANUAL  
OPERATION



MOTOR  
CONTROL

## FOREST CORDOBA Traversing & Motorized

2" baton draw and motorized traversing systems

CORDOBA 2" Baton Draw Traversing & Motorized Sets  
FOREST SHUTTLE MOTORS  
MOTOR CONTROLS ROADMAP

THE WORLD  
BEHIND  
YOUR  
DRAPERIES





# CORDOBA HAND DRAW TRAVERSING



Scan for How To videos on the  
FOREST YOUTUBE CHANNEL.



72 Walnut wood fascia over brown CS Track.  
Carriers are also available in colors.

## CORDOBA TRAVERSING

- 2" Cordoba eavy duty hand, baton or cord draw traversing system for one- or two-way pinch pleat or ripplefold drapery.
- Maximum weight is 4 lbs per foot depending on application.

### ASSEMBLED SYSTEM

Includes wood pole fascia, assembled track, wall brackets (bracket cover optional and available for purchase separately), customer's choice of finials, c-ring where specified, and 36" white fiberglass baton. Indicate pinch pleat or ripplefold when ordering.

## CORDOBA COLLECTION FINISHES XX = finish color



00  
Unfinished



25  
White



45  
Leather  
Antiqued




58  
Stone




59  
Black



70  
Hazel



71  
Honey



72  
Walnut



73  
Natural

## CORDOBA FINIALS \*these finials not available in 45 Leather Antiqued



End Cap Finial  
1151WEN-XX  
1172WEN-XX



Smooth Ball Finial\*  
1151SMO-XX



Ringed Ball Finial  
1151RIN-XX  
1172RIN-XX



Fluted Ball Finial\*  
1151FLU-XX  
1172FLU-XX



Odiseia Finial\*  
1151ODI-XX  
1172ODI-XX



Calice Finial\*  
1151CAL-XX  
1172CAL-XX



Zenith Finial\*  
1151ZEN-XX  
1172ZEN-XX

# CORDOBA HAND DRAW TRAVERSING

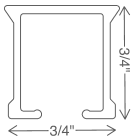


## CORDOBA TRAVERSING WOOD POLES



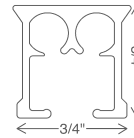
**1051RSW-XX**  
2" CORDOBA  
Routed Smooth  
Stock Length: 14'

## CORDOBA TRAVERSING WOOD TRACKS

Use CS Track in white, black, brown or grey with color coordinating components, or use cord draw CCS Track in white, brown or grey with color coordinating components. Use with pinch pleat or ripplefold draperies.

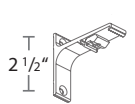


**CS® CONTRACT SYSTEM**  
Aluminum extrusion, powder coated and lubricated.  
Available in 25 white, 59 black, 65 brown and 90 grey.



**CCS® CONTRACT CORD SYSTEM**  
Aluminum extrusion, white, powder coated, lubricated. Available in 25 white, 65 brown and 90 grey. All corded systems include child safety tension device.

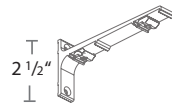
## CORDOBA TRAVERSING WOOD BRACKETS



**3280-25**  
59 black,  
65 brown,  
90 grey  
4" Single  
3" Single  
Wall Bracket  
heavy duty  
projection 2 1/2"



**3285-25**  
59 black,  
90 grey  
4" Single  
Wall Bracket  
heavy duty  
projection 3 1/2"



**3281-25**  
59 black,  
65 brown  
6" Double  
Wall Bracket  
heavy duty  
projection  
1 1/2", 5 1/2"



**32801-25**  
59 black,  
90 grey + 10%  
Wall Bracket  
Cover, optional



**1352WRI-XX**  
C-Ring  
Choose white, black  
or brown carrier



**52007-25**  
59 black, 65 brown  
C-Ring Carrier



**52405-65** Overlap R  
**52406-65** Underlap L  
90 grey  
C-Ring Master Carrier

## WOOD BATON OPTIONS



**19WWAND-XX**  
40" Wood Baton  
See all batons at the  
end of brochure



**19CWAND-XX**  
40" Modern Wood Baton  
See all batons at the end of  
brochure

White fiberglass batons are available in 36", 48", 60", and 72" lengths.  
See all baton options, including the finishes below, on the following pages..



# CORDOBA HAND DRAW TRAVERSING

## CORDOBA TRAVERSING CONTINUED

HAND, BATON OR CORD DRAW – SINGLE OR DOUBLE TREATMENT – WITH OR WITHOUT C-RINGS

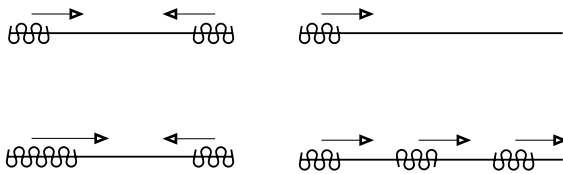


Scan for How To videos on the  
FOREST YOUTUBE CHANNEL.

### FOR USE IN

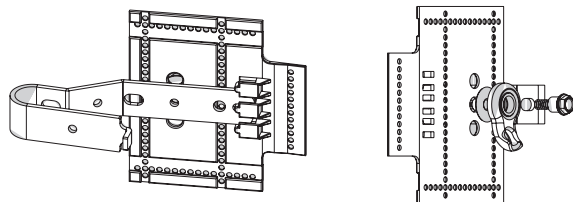
Hotels - resorts - offices - residences or at any location where a heavy duty hand drawn system with wood fascia is desired.

### APPLICATIONS



### FEATURES

- Stiffener is sewn onto drapery overlap
- Stiffener socket is placed into master arm
- Baton is attached by a screw through the eyelet and into the master arm.



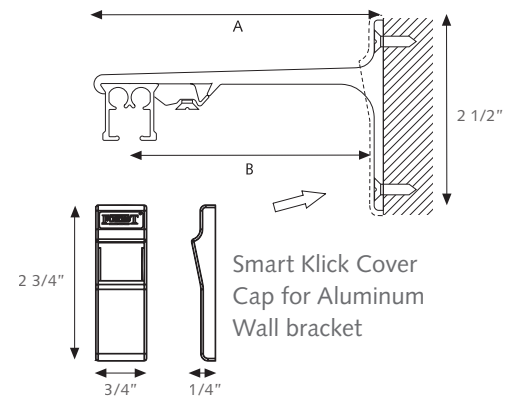
### MOUNTING BRACKETS

Brackets need to be placed every 24"

Smart Klick Single Wall Bracket

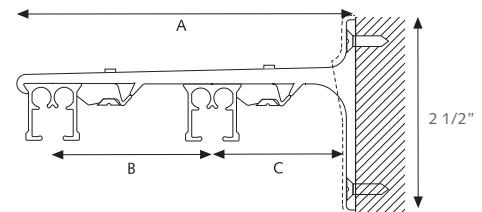
A) 3" B) 2 1/2"

A) 4" B) 3 1/2"



Smart Klick Wall Double Wall Bracket

A) 6" B) 3 1/2" C) 1 3/4"





# BATONS

## BATONS FIBERGLASS, ACRYLIC, ADA & COMPONENTS

BATONS	COMPONENT	BATONS	COMPONENT
<div><div><div><div></div><div></div></div><div><div></div><div></div></div></div><div><div><div>snap</div><div>adaptor</div></div></div></div> <div><div><div>3/8" Fiberglass Baton</div><div>Must order screw separately</div><div>36"</div><div>54110-25 white w/ snap</div><div>54310-25 white w/ adaptor</div><div>54110-59, 81, 90</div><div>w/ snap</div><div>48"</div><div>54111-25 white w/ snap</div><div>54311-25 white w/ adaptor</div><div>54111-59, 81, 90</div><div>w/ snap</div><div>60"</div><div>54112-25 white w/ snap</div><div>54312-25 white w/ adaptor</div><div>54112-59, 81, 90</div><div>w/ snap</div><div>72"</div><div>54113-25 white w/ snap</div><div>54313-25 white w/ adaptor</div><div>54113-59, 81, 90</div><div>w/ snap</div><div>84"</div><div>54114-25 white w/ snap</div><div>96"</div><div>54115-25 white w/ snap</div></div></div> <div><div>Colors available for 3/8" Fiberglass Batons</div><div><div><div></div><div>25</div><div>White</div></div><div><div></div><div>59</div><div>Black</div></div><div><div></div><div>81</div><div>Bronze</div></div><div><div></div><div>90</div><div>Grey</div></div></div></div> <tr><td><div><div><div><div></div><div></div></div><div><div></div><div></div></div></div><div><div><div>snap</div><div>adaptor</div></div></div></div><div><div><div>1/2" Clear Acrylic Baton</div><div>Must order screw separately</div><div>36"</div><div>54510-00 w/ snap</div><div>54710-00 w/ adaptor</div><div>48"</div><div>54511-00 w/ snap</div><div>54711-00 w/ adaptor</div><div>60"</div><div>54512-00 w/ snap</div><div>54712-00 w/ adaptor</div><div>72"</div><div>54513-00 w/ snap</div><div>54713-00 w/ adaptor</div></div></div><div><div><div>ADA Clear Acrylic Baton</div><div>48"</div><div>54911-00 w/ adaptor</div></div></div><div><div><div>9013-00</div><div>Baton Holder, clear acrylic</div></div></div><div><div><div>54001-16</div><div>Baton Snap</div></div></div><div><div><div>9015-00</div><div>Hex Head Shoulder Screw</div><div>for baton w/ adaptor</div></div></div><div><div><div>54000-16</div><div>D-Ring</div></div></div></td></tr>	<div><div><div><div></div><div></div></div><div><div></div><div></div></div></div><div><div><div>snap</div><div>adaptor</div></div></div></div> <div><div><div>1/2" Clear Acrylic Baton</div><div>Must order screw separately</div><div>36"</div><div>54510-00 w/ snap</div><div>54710-00 w/ adaptor</div><div>48"</div><div>54511-00 w/ snap</div><div>54711-00 w/ adaptor</div><div>60"</div><div>54512-00 w/ snap</div><div>54712-00 w/ adaptor</div><div>72"</div><div>54513-00 w/ snap</div><div>54713-00 w/ adaptor</div></div></div> <div><div><div>ADA Clear Acrylic Baton</div><div>48"</div><div>54911-00 w/ adaptor</div></div></div> <div><div><div>9013-00</div><div>Baton Holder, clear acrylic</div></div></div> <div><div><div>54001-16</div><div>Baton Snap</div></div></div> <div><div><div>9015-00</div><div>Hex Head Shoulder Screw</div><div>for baton w/ adaptor</div></div></div> <div><div><div>54000-16</div><div>D-Ring</div></div></div>		
<div><div><div><div></div><div></div></div><div><div></div><div></div></div></div><div><div><div>snap</div><div>adaptor</div></div></div></div> <div><div><div>1/2" Clear Acrylic Baton</div><div>Must order screw separately</div><div>36"</div><div>54510-00 w/ snap</div><div>54710-00 w/ adaptor</div><div>48"</div><div>54511-00 w/ snap</div><div>54711-00 w/ adaptor</div><div>60"</div><div>54512-00 w/ snap</div><div>54712-00 w/ adaptor</div><div>72"</div><div>54513-00 w/ snap</div><div>54713-00 w/ adaptor</div></div></div> <div><div><div>ADA Clear Acrylic Baton</div><div>48"</div><div>54911-00 w/ adaptor</div></div></div> <div><div><div>9013-00</div><div>Baton Holder, clear acrylic</div></div></div> <div><div><div>54001-16</div><div>Baton Snap</div></div></div> <div><div><div>9015-00</div><div>Hex Head Shoulder Screw</div><div>for baton w/ adaptor</div></div></div> <div><div><div>54000-16</div><div>D-Ring</div></div></div>			

Colors available for 3/8" Fiberglass Batons



25  
White



59  
Black



81  
Bronze



90  
Grey

### DECORATIVE WOOD BATONS



**19WWAND-XX**  
40" Wood Baton



**19CWAND-XX**  
40" Modern Baton

# CORDOBA MOTORIZED TRAVERSING



## 2" CORDOBA MOTORIZED


- Forest FMS Track with wood pole fascia.
- Motorize with any Forest Shuttle. See all motor specifications on the following pages. All Forest Shuttle motors include a 10 year warranty.
- Control drapes with a gentle tug, wall switch, remote, any home automation system or by smart phone app. See control options on the following pages.



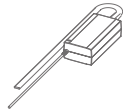
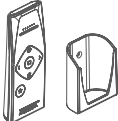







### ASSEMBLED SYSTEM

Includes assembled track, wood fascia, motor, power supply, single wall brackets, and Diamond remote, EasyTouch remote or Forest wall switch.

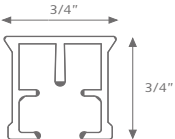


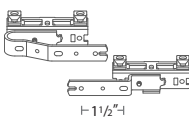

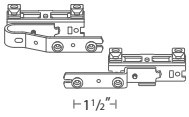

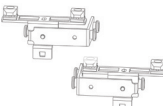
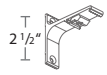


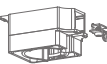
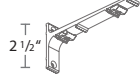



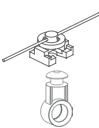





### CORDOBA COLLECTION FINISHES XX = finish color



CORDOBA	COMPONENT	CORDOBA	COMPONENT
• 	<b>52925-25</b> Shuttle HD (M) <b>52925-59</b> Shuttle HD (M) black <b>52939-25</b> Shuttle Eco (S) See motor specs on pages 99-100	• 	<b>52931-25D</b> white <b>59D</b> black +10% Diamond Sense Remote RF, 15 channel w/ holder, range 98'
• 	<b>52928-25</b> Power Cord, 7' 6" <b>52934-25</b> Power Cord, 16' includes 24 volt power supply	• 	<b>52960-25</b> white <b>59</b> black +10% EasyTouch Remote, 6 channel <b>52961-00</b> Optional clear plastic holder. Must order separately.
• 	<b>52926-25</b> Shuttle iOn Includes battery pack. <b>Order charging cable below separately, 52924-59.</b> See motor specs on pages 99-100	• 	<b>52948-25</b> Wi-Fi Dongle For voice and app control over wi-fi. Provides feedback (bi-directional). Use with Shuttles HD and Eco.
• 	<b>52924-59</b> Battery Charger Charges battery included with Shuttle iOn motor above, 52926-25.	• 	<b>52955-25</b> Bond Bridge Pro For voice and app control over RF. Easily pair using the Forest remote. Controls all of your devices in one hub.
• 	<b>52949-25</b> Battery Pack Additional battery pack for Shuttle iOn motor	• 	<b>52954-25</b> white Sidekick Gen 3 Remote Works with or without Bond Bridge Pro. 1-5 channels.
• 	<b>52933-25</b> white <b>59</b> black +10% Forest Wall Switch 2 channel		

# CORDOBA MOTORIZED TRAVERSING

CORDOBA	COMPONENT	CORDOBA	COMPONENT
•	 <p><b>51323-25</b> white  <b>59</b> black +10%            FMS Track            23' x 10 tracks per bundle            bundle = 230'</p>	•	 <p><b>52009-25</b>            Ball Bearing Carrier            for motorization</p>
•	 <p><b>1051RSW-XX</b>            2" Cordoba Smooth, 14'</p>	•	 <p><b>52508-25</b> Overlap Right  <b>52509-25</b> Underlap Left  <b>59</b> black +10%            Belt Master Carrier</p>
•	 <p><b>1051RRW-XX</b>            2" Cordoba Reeded, 14'</p>	•	 <p><b>52508-25A</b> Overlap Right  <b>52509-25A</b> Underlap Left  <b>59</b> black +10%            Belt Master Carrier with snaps</p>
•	 <p><b>1151WEN-XX</b>            2" Cordoba End Cap            See all finials page 80</p>	•	 <p><b>52410-25</b> Butt Right  <b>52409-25</b> Butt Left  <b>59</b> black +10%            Butt Master Carrier with snaps</p>
•	 <p><b>3280-25</b>  <b>59</b> black +10%            3" Single Wall Bracket            heavy duty, projection 2 1/2"</p>	•	 <p><b>2552-25</b>            6" Extension Arm for master            Use w/ two one-way draw</p>
•	 <p><b>3285-25</b>  <b>59</b> black +10%            4" Single Wall Bracket            heavy duty, projection 3 1/2"</p>	•	 <p><b>52903-25</b>  <b>59</b> black +10%            Forest Shuttle Motor Pulley            Connects motor to track</p>
•	 <p><b>3281-25</b>  <b>59</b> black +10%            6" Double Wall Bracket            heavy duty            projection 1 1/2", 5 1/2"</p>	•	 <p><b>52909-25</b>            Rollease Versa Motor Pulley            Connects motor to track</p>
•	 <p><b>32801-25</b>  <b>59</b> black +10%            Wall Bracket Cover            use with 3280 &amp; 3281</p>	•	 <p><b>52910-25</b>  <b>59</b> black +10%            Return Pulley</p>
•	 <p><b>2114-25</b> 60% fullness 2 5/8" OC  <b>2111-25</b> 80% fullness 2 3/8" OC  <b>2112-25</b> 100% fullness 2 1/8" OC  <b>2115-25</b> 120% fullness 1 7/8" OC  <b>59</b> black +10%            Two-Piece Connected Snap Carrier            w/ Square Base, use 4 1/4" snap tape.</p>	•	 <p><b>9012-25</b>            Transport Belt            Kevlar reinforced</p>
•	 <p><b>52008-25</b>  <b>59</b> black +10%            Slim Line Klick Carrier            Draperies hang to conceal track</p>	•	 <p><b>52512-25</b> white  <b>59</b> black +10%            Transport Belt Connector</p>



# SHUTTLE® MOTOR COMPARISON CHART



## SHUTTLE® HD (M)

## SHUTTLE® ECO (S)



VOLTAGE SHUTTLE	24V DC	24V DC
RECEIVER	Internal, optional	Internal
POWER SUPPLY	External, 100-240V AC - 1.5A, 50-60Hz; Output 24V DC - 2.7A	External, 100-240V AC - 0.8A, 50-60Hz; Output 24V DC - 2.5A
MAX POWER	65W	40W
TORQUE	1.5 Nm	1.0 Nm
TRAVEL SPEED	5.5" per second standard 7" per second maximum	5.5" per second standard 7" per second maximum
NOISE LEVEL	< 40 dB(A)	< 40 dB(A)
MAXIMUM WEIGHT	160 lbs per motor 120 lbs per motor - curved track	100 lbs per motor 90 lbs per motor - curved track
DIMENSIONS	2.76" x 1.97" x 9.5"	2.76" x 1.97" x 7.5"
CERTIFICATIONS/MARKINGS	CE/FCC/DOE	CE/FCC/DOE
COLOR OPTIONS	White / Black	White
TOUCH CONTROL TECHNOLOGY	√	√
INTEGRATED EMERGENCY CONTROL	√	√
RF COMMUNICATION STANDARD	√	√
Z-WAVE COMMUNICATION	-	-
AUTOMATION SYSTEM COMPATIBLE	√ using RS485 & dry contacts	√ using RS485 & dry contacts
WI-FI COMPATIBLE	√	√
WORKS WITH DS-XL LED DIMMER	√	√
WORKS WITH WIRELESS CONNECTOR	√	√
CAN BE USED WITH CURVED TRACK	√	√
PLUG & PLAY	√	√
WARRANTY	10 Years	10 Years

# SHUTTLE® MOTOR COMPARISON CHART



SMART HOME  
READY



APP  
CONTROL



WIRELESS  
REMOTE



TOUCH  
CONTROL

## SHUTTLE® iOn



VOLTAGE SHUTTLE	14.8V DC
RECEIVER	Internal
BATTERY	Lithium iOn battery + charger (3-4 months between charges)
MAX POWER	30W
TORQUE	1.0 Nm
TRAVEL SPEED	5.5" per second standard
NOISE LEVEL	< 40 dB(A)
MAXIMUM WEIGHT	55 lbs per motor 40 lbs per motor - curved track
DIMENSIONS	2" x 3" x 12.25"
CERTIFICATIONS/MARKINGS	CE/FCC/DOE
COLOR OPTIONS	White

TOUCH CONTROL TECHNOLOGY	✓
INTEGRATED EMERGENCY CONTROL	✓
RF COMMUNICATION STANDARD	✓
Z-WAVE COMMUNICATION	-
AUTOMATION SYSTEM COMPATIBLE	✓ using RS485 & dry contacts
WI-FI COMPATIBLE	✓
WORKS WITH DS-XL LED DIMMER	✓
WORKS WITH WIRELESS CONNECTOR	✓
CAN BE USED WITH CURVED TRACK	✓
PLUG & PLAY	✓
WARRANTY	10 Years on motor 2 years on battery pack

Our wide variety of control options make finding a fit for your windows easy – controlling the drapes by hand, wall switch, remote or even by home automation system.



### TOUCH CONTROL

Open or close your drapes with a gentle tug.



### FOREST REMOTE CONTROLS

We offer two types of RF remote controls: the EasyTouch and the Diamond Sense.

- The EasyTouch controls up to 6 systems, with the option to deactivate unused channels.
- The Diamond Sense is a 15- or 2-channel remote with an LED display. Systems can be operated manually or with the integrated timer.

Both remotes have a range of up to 98 feet.



### BOND BRIDGE PRO

With the Bond Bridge Pro, easily pair your Forest remote and get app control for Forest motorized window coverings and other devices all in one place.



### SIDEKICK GEN 3 REMOTE

5- or 1-channel remote control. Pairs directly with drapery motor. Use with Bond Bridge Pro or without. Estimated 10-year battery life.

**FOR ADDITIONAL CONTROL OPTIONS, SEE THE ROADMAP ON THE FOLLOWING PAGES.**

# FOREST MOTOR CONTROLS ROADMAP

## HOW DO YOU WANT TO CONTROL YOUR DRAPERY?



Wall Switch, Diamond Remote,  
Easy Touch Remote,  
and Sidekick Gen 3

RF

- ✓ Shuttle
  - ✓ S ✓ M ✓ iOn
- ✓ Wall Switch
- ✓ Diamond Sense Remote
- ✓ Easy Touch Remote
- ✓ Sidekick Gen 3



Voice and App Control  
local and remote

With feedback

WiFi

Connect using Forest WiFi Dongle



Integrations

works with



works with



works with



works with



Integrations  
when cloud services are present



- ✓ Shuttle
  - ✓ S ✓ M ☐ iOn
- ✓ Wall Switch
- ✓ Diamond Sense Remote
- ✓ Easy Touch Remote
- ✓ WiFi Dongle

Without feedback

RF

Connect using Bond Bridge Pro



Integrations

somfy

works with



works with



works with



Control4



SAVANT

ELAN



JOSH



and others

- ✓ Shuttle
  - ✓ S ✓ M ✓ iOn
- ✓ Wall Switch
- ✓ Diamond Sense Remote
- ✓ Easy Touch Remote
- ✓ Bond Bridge Pro
- ✓ Sidekick Gen 3



# FOREST MOTOR CONTROLS ROADMAP



## Wired Building Automation System

we advise you work with an installation specialist

With feedback

RS485

Integrations

Control4

CRESTRON

SAVANT

RTI

and others

- ☒ Shuttle
  - ☒ S ☒ M ☐ iOn
- ☒ Wall Switch
- ☒ Diamond Sense Remote
- ☒ Easy Touch Remote
- ☒ RS485 Port

Without feedback

Dry Contact

Integrations

Control4

CRESTRON

SAVANT

LUTRON

and others

- ☒ Shuttle
  - ☒ S ☒ M ☒ iOn
- ☒ Wall Switch
- ☒ Diamond Sense Remote
- ☒ Easy Touch Remote
- ☐ RS485 Port