



SMART HOME
READY



APP
CONTROL



WIRELESS
REMOTE



TOUCH
CONTROL

DEVENTER MRS® MOTORIZED COLLECTION

DEVENTER MRS 1 1/8" Motorized Sets
FOREST SHUTTLE Motor Specifications
FOREST SHUTTLE Controls Roadmap

THE WORLD
BEHIND
YOUR
DRAPERIES



FOREST DEVENTER MRS® SYSTEM



Scan for more information on
FOREST DEVENTER MRS MOTORIZED



MRS COLLECTION FINISHES XX = finish color



29
Satin Nickel



81
Antique Bronze



89
Graphite


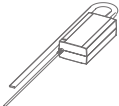

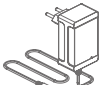


DEVENTER MRS® MOTORIZED


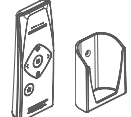



- 1 1/8" motorized system best suited for light to medium weight draperies.
- Wall or ceiling mount. See bracket count below.

0-5' = 2 brackets	11-15' = 4 brackets
6-10' = 3 brackets	16-20' = 5 brackets
- Motorize with any Forest Shuttle. See all motor specifications on pages the following pages. All Forest Shuttle motors include a 10 year warranty.
- Control drapes with a gentle tug, wall switch, remote, any home automation system or by smart phone app. See control options on the following pages.



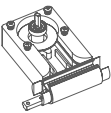
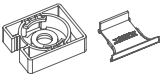

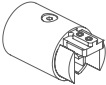




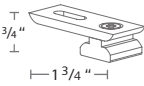
ASSEMBLED SYSTEM




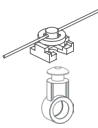


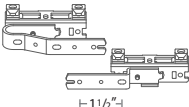
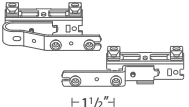
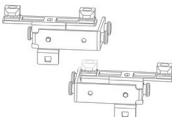
Includes rail, motor, power supply, motor pulley, return pulley, wall or ceiling brackets, carriers, and masters plus EasyTouch remote, Diamond remote or Forest wall switch. Double sets are available.

MRS	COMPONENT
• 	52925-25 Shuttle HD (M) 52925-59 Shuttle HD (M) black 52939-25 Shuttle Eco (S) See motor specs on the following pages
• 	52928-25 Power Cord, 7' 6" 52934-25 Power Cord, 16' includes 24 volt power supply
• 	52926-25 Shuttle iOn Includes battery pack. Order charging cable below separately, 52924-59. See motor specs on the following pages
• 	52924-59 Battery Charger Charges battery included with Shuttle iOn motor above, 52926-25.
• 	52949-25 Battery Pack Additional battery pack for Shuttle iOn motor
• 	52933-25 white 59 black Forest Multi Wall Switch 2 channel

MRS	COMPONENT
• 	52931-25D white 59D black Diamond Sense Remote RF, 15 channel w/ holder, range 98'
• 	52960-25 white 59 black EasyTouch Remote, 6 channel 52961-00 Optional clear plastic holder. Must order separately.
• 	52948-25 Wi-Fi Dongle - Order 1/motor For voice & app control over wi-fi. Provides bi-directional feedback. Use with Shuttles HD and Eco.
• 	52955-25 Bond Bridge Pro For voice and app control over RF. Easily pair using the Forest remote. Controls all of your devices in one hub.
• 	52954-25 white Sidekick Gen 3 Remote Works with or without Bond Bridge Pro. 1-5 channels.

FOREST DEVENTER MRS® SYSTEM

DEV MRS	COMPONENT
• 	51919-XX 1 1/8" Aluminum Rail 19' 7"
• 	53413-90 Rail Connector aluminum, 3"
• 	51905-XX Universal Motor Pulley 1 of 3 in a set. Also order 51906-XX & 51907-XX
• 	51906-25, 59, 90 Motor Pulley Insert plastic 2 of 3 in a set. Also order 51905-XX & 51907-XX
• 	51907-XX Motor Pulley Cover Cap metal 3 of 3 in a set. Also order 51905-XX & 51906-XX
• 	51908-XX Universal Return Pulley
• 	9012-25 Transport Belt Kevlar reinforced
• 	52512-25 white 59 black +10% Transport Belt Connector
• 	53402-XX Extended Single Bracket
• 	53412-XX Inside Mount Bracket
• 	53408-29, 59, 70 Flush Ceiling Bracket Cannot use finials

DEV MRS	COMPONENT
• 	52430-XX End Cap Finial
• 	52431-XX Ball Finial
• 	52432-XX Notched Finial
• 	Two Piece Connected Snap Carrier w/ Square Base, in plastic sleeve. Use 1 1/4" snap tape 2114-25, 59 black 60% fullness, 2 5/8" OC 2111-25, 65 brown, 90 grey 80% fullness, 2 3/8" OC 2112-25, 59 black 100% fullness, 2 1/8" OC 2115-25, 59 black 120% fullness, 1 7/8" OC
• 	52008-25 59 black, 65 brown Slim Line Klick Carrier Draperies hang to conceal track
• 	52009-25 Ball Bearing Carrier for motorization
• 	52508-25 Overlap R 52509-25 Underlap L Belt Master Carrier
• 	52508-25A Overlap R 52509-25A Underlap L Belt Master Carrier with snaps
• 	52410-25 Butt Right 52409-25 Butt Left 59 black Butt Master Carrier with snaps

SHUTTLE® MOTOR COMPARISON CHART



SHUTTLE® HD (M)

SHUTTLE® ECO (S)



SPECIFICATIONS

VOLTAGE SHUTTLE

RECEIVER

POWER SUPPLY

MAX POWER

TORQUE

TRAVEL SPEED

NOISE LEVEL

MAXIMUM WEIGHT

DIMENSIONS

CERTIFICATIONS/MARKINGS

COLOR OPTIONS

24V DC

Internal, optional

External, 100-240V AC - 1.5A,
50-60Hz; Output 24V DC - 2.7A

65W

1.5 Nm

5.5" per second standard
7" per second maximum

< 40 dB(A)

160 lbs per motor
120 lbs per motor - curved track

2.76" x 1.97" x 9.5"

CE/FCC/DOE

White / Black

24V DC

Internal

External, 100-240V AC - 0.8A,
50-60Hz; Output 24V DC - 2.5A

40W

1.0 Nm

5.5" per second standard
7" per second maximum

< 40 dB(A)

100 lbs per motor
90 lbs per motor - curved track

2.76" x 1.97" x 7.5"

CE/FCC/DOE

White

FEATURES

TOUCH CONTROL TECHNOLOGY

INTEGRATED EMERGENCY CONTROL

RF COMMUNICATION STANDARD

Z-WAVE COMMUNICATION

AUTOMATION SYSTEM COMPATIBLE

WI-FI COMPATIBLE

WORKS WITH DS-XL LED DIMMER

WORKS WITH WIRELESS CONNECTOR

CAN BE USED WITH CURVED TRACK

PLUG & PLAY

WARRANTY

✓

✓

✓

-

✓ using RS485 & dry contacts

✓

✓

✓

✓

✓

10 Years

✓

✓

✓

-

✓ using RS485 & dry contacts

✓

✓

✓

✓

✓

10 Years

SHUTTLE® MOTOR COMPARISON CHART



SMART HOME
READY



APP
CONTROL



WIRELESS
REMOTE



TOUCH
CONTROL

SHUTTLE® iOn



VOLTAGE SHUTTLE

14.8V DC

RECEIVER

Internal

BATTERY

Lithium iOn battery + charger
(3-4 months between charges)

MAX POWER

30W

TORQUE

1.0 Nm

TRAVEL SPEED

5.5" per second standard

NOISE LEVEL

< 40 dB(A)

MAXIMUM WEIGHT

55 lbs per motor
40 lbs per motor - curved track

DIMENSIONS

2" x 3" x 12.25"

CERTIFICATIONS/MARKINGS

CE/FCC/DOE

COLOR OPTIONS

White

TOUCH CONTROL TECHNOLOGY

✓

INTEGRATED EMERGENCY CONTROL

✓

RF COMMUNICATION STANDARD

✓

Z-WAVE COMMUNICATION

-

AUTOMATION SYSTEM COMPATIBLE

✓ using RS485 & dry contacts

WI-FI COMPATIBLE

✓

WORKS WITH DS-XL LED DIMMER

✓

WORKS WITH WIRELESS CONNECTOR

✓

CAN BE USED WITH CURVED TRACK

✓

PLUG & PLAY

✓

WARRANTY

10 Years on motor
2 years on battery pack

Our wide variety of control options make finding a fit for your windows easy – controlling the drapes by hand, wall switch, remote or even by home automation system.



TOUCH CONTROL

Open or close your drapes with a gentle tug.



FOREST REMOTE CONTROLS

We offer two types of RF remote controls: the EasyTouch and the Diamond Sense.

- The EasyTouch controls up to 6 systems, with the option to deactivate unused channels.
- The Diamond Sense is a 15- or 2-channel remote with an LED display. Systems can be operated manually or with the integrated timer.

Both remotes have a range of up to 98 feet.



BOND BRIDGE PRO

With the Bond Bridge Pro, easily pair your Forest remote and get app control for Forest motorized window coverings and other devices all in one place.



SIDEKICK GEN 3 REMOTE

5- or 1-channel remote control. Pairs directly with drapery motor. Use with Bond Bridge Pro or without. Estimated 10-year battery life.

FOR ADDITIONAL CONTROL OPTIONS, SEE THE ROADMAP ON THE FOLLOWING PAGES.

SPECIFICATIONS

FEATURES

FOREST MOTOR CONTROLS ROADMAP

HOW DO YOU WANT TO CONTROL YOUR DRAPERY?



Wall Switch, Diamond Remote,
Easy Touch Remote,
and Sidekick Gen 3

RF

- ✓ Shuttle
 - ✓ S ✓ M ✓ iOn
- ✓ Wall Switch
- ✓ Diamond Sense Remote
- ✓ Easy Touch Remote
- ✓ Sidekick Gen 3



Voice and App Control
local and remote

With feedback

WiFi

Connect using Forest WiFi Dongle



Integrations

works with



works with



works with



works with



Integrations
when cloud services are present



Without feedback

RF

Connect using Bond Bridge Pro



Integrations

somfy.

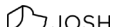
works with



works with



works with



and others

- ✓ Shuttle
 - ✓ S ✓ M ☐ iOn
- ✓ Wall Switch
- ✓ Diamond Sense Remote
- ✓ Easy Touch Remote
- ✓ WiFi Dongle

- ✓ Shuttle
 - ✓ S ✓ M ✓ iOn
- ✓ Wall Switch
- ✓ Diamond Sense Remote
- ✓ Easy Touch Remote
- ✓ Bond Bridge Pro
- ✓ Sidekick Gen 3

FOREST MOTOR CONTROLS ROADMAP



Wired Building Automation System

we advise you work with an installation specialist

With feedback

RS485

Integrations

Control4

CRESTRON

SAVANT

RTI

and others

- ☒ Shuttle
 - ☒ S ☒ M ☐ iOn
- ☒ Wall Switch
- ☒ Diamond Sense Remote
- ☒ Easy Touch Remote
- ☒ RS485 Port

Without feedback

Dry Contact

Integrations

Control4

CRESTRON

SAVANT

LUTRON

and others

- ☒ Shuttle
 - ☒ S ☒ M ☒ iOn
- ☒ Wall Switch
- ☒ Diamond Sense Remote
- ☒ Easy Touch Remote
- ☐ RS485 Port



Check out How To videos on the FOREST YOUTUBE CHANNEL.

FOREST DEVENTER MRS® SYSTEM




PRODUCT INFORMATION


- Use with any Forest Shuttle motor
- 1 1/8" diameter rod
- Available in 3 finishes: 29 satin nickel, 81 antique bronze, and 89 graphite
- Finished end pulley requires no finials.
- Three finials - Optional.
- High quality rod: high-grade aluminum, chromated, powder coated or anodized
- Smooth and silent operation through Kevlar reinforcement of the transport belt
- Easy opening and closing with a variety of control options
- Smart home ready
- Overlap carriers guarantee full closure of the drapery
- 10-year warranty, unique in the industry



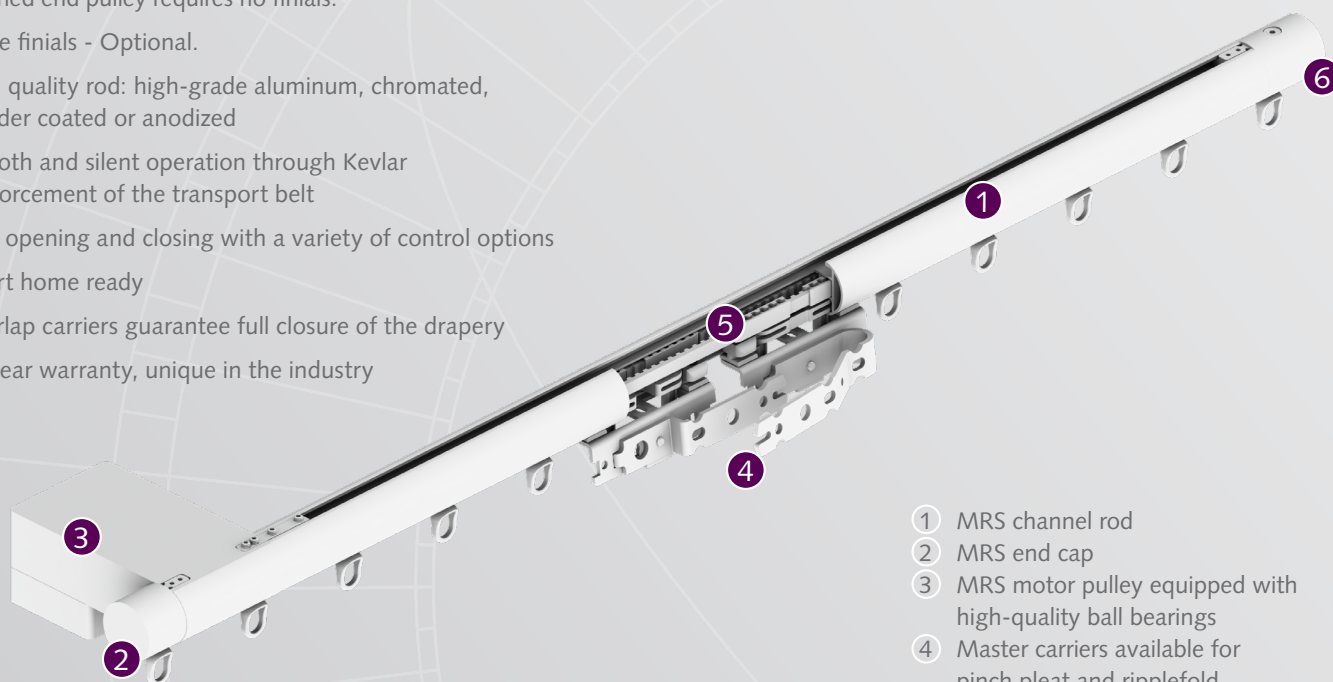
3



5



6

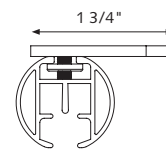


- 1 MRS channel rod
- 2 MRS end cap
- 3 MRS motor pulley equipped with high-quality ball bearings
- 4 Master carriers available for pinch pleat and ripplefold
- 5 Kevlar transport belt
- 6 Return pulley

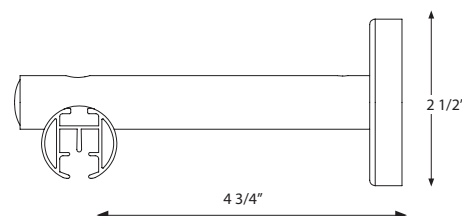


MOUNTING BRACKETS

Flush Ceiling Bracket 53408-XX

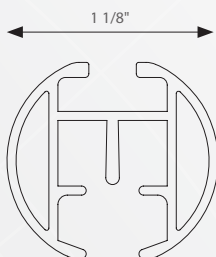


Extended Single Wall Bracket 53402-XX



PROFILE

- Shown actual size 1:1
- Weight: 5.16 ounces/ft.
- Aluminum Extrusion
- Dimension: 1 1/8"



APPLICATIONS



BENDING / CURVING

The rod can be curved and reverse curved by using a radius of 8".

